

STATEMENT OF APPROPRIATIONS, ALLOTMENTS, OBLIGATIONS, DISBURSEMENTS AND BALANCES
As at the Quarter Ending March 31, 2020

Department : Commission on Human Rights (CHR)
 Agency/Entity : Commission on Human Rights (CHR)
 Operating Unit : < not applicable >
 Organization Code : 34 001 000000
 Fund Cluster : 01 Regular Agency Fund

X	Current Year Appropriations
	Supplemental
	Continuing Appropriations

(e.g. UACS Fund Cluster: 01-Regular Agency Fund, 02-Foreign Assisted Projects Fund, 03-Special Account-Locally Funded/Domestic Grants Fund, and 04-Special Account-Foreign Assisted/Foreign Grants Fund)

Particulars	UACS CODE	Appropriations			Allotments				Current Year Obligations				Current Year Disbursements				Balances						
		Authorized Appropriations	Adjustments (Transfer To/From, Modification)	Adjusted Appropriations	Allotments Received	Adjustments (Reductions, Modifications, Augmentation)	Transfer To	Transfer From	Adjusted Total Allotments	1st Quarter Ending March 31	2nd Quarter Ending June 30	3rd Quarter Ending Sept. 30	4th Quarter Ending Dec. 31	TOTAL	1st Quarter Ending March 31	2nd Quarter Ending June 30	3rd Quarter Ending Sept. 30	4th Quarter Ending Dec. 31	TOTAL	Unreleased Appro	Unobligated Allotments	Unpaid Obligations (15-20)=(23+24)	
1	2	3	4	5=(3+4)	6	7	8	9	10=(8+(-7)+4+9)	11	12	13	14	15=(11+12+13+14)	16	17	18	19	20=(16+17+18+19)	21	22	23	24
I Agency Specific Budget		888,752,000.00	0.00	888,752,000.00	780,255,000.00	0.00	0.00	0.00	780,255,000.00	181,914,481.56	0.00	0.00	0.00	181,914,481.56	167,814,883.84	0.00	0.00	0.00	167,814,883.84	108,500,000.00	598,339,518.41	0.00	21,003,497.72
General Administration and Support	10000000000000	282,567,000.00	0.00	282,567,000.00	257,567,000.00	0.00	0.00	0.00	257,567,000.00	60,543,080.08	0.00	0.00	0.00	60,543,080.08	52,712,877.30	0.00	0.00	0.00	52,712,877.30	35,000,000.00	197,263,819.82	0.00	7,830,202.78
General management and supervision	100000100001000	280,407,000.00	0.00	280,407,000.00	235,407,000.00	0.00	0.00	0.00	235,407,000.00	60,543,080.08	0.00	0.00	0.00	60,543,080.08	52,712,877.30	0.00	0.00	0.00	52,712,877.30	35,000,000.00	191,563,919.82	0.00	7,830,202.78
PS		158,859,000.00	0.00	158,859,000.00	158,859,000.00	0.00	0.00	0.00	158,859,000.00	34,378,583.36	0.00	0.00	0.00	34,378,583.36	26,931,656.45	0.00	0.00	0.00	26,931,656.45	0.00	124,580,416.64	0.00	7,446,828.81
MOOE		106,438,000.00	0.00	106,438,000.00	96,438,000.00	0.00	0.00	0.00	96,438,000.00	26,164,496.72	0.00	0.00	0.00	26,164,496.72	25,780,820.85	0.00	0.00	0.00	25,780,820.85	10,000,000.00	70,273,593.28	0.00	389,578.87
FINEX		10,000.00	0.00	10,000.00	10,000.00	0.00	0.00	0.00	10,000.00	0.00	0.00	0.00	0.00	0.00	0.00	0.00	0.00	0.00	0.00	0.00	10,000.00	0.00	0.00
CO		25,000,000.00	0.00	25,000,000.00	0.00	0.00	0.00	0.00	0.00	0.00	0.00	0.00	0.00	0.00	0.00	0.00	0.00	0.00	0.00	25,000,000.00	0.00	0.00	0.00
Administration of Personnel Benefits	100000100002000	2,160,000.00	0.00	2,160,000.00	2,160,000.00	0.00	0.00	0.00	2,160,000.00	0.00	0.00	0.00	0.00	0.00	0.00	0.00	0.00	0.00	0.00	0.00	2,160,000.00	0.00	0.00
PS		2,160,000.00	0.00	2,160,000.00	2,160,000.00	0.00	0.00	0.00	2,160,000.00	0.00	0.00	0.00	0.00	0.00	0.00	0.00	0.00	0.00	0.00	0.00	2,160,000.00	0.00	0.00
Sub-Total, General Administration and Support		282,567,000.00	0.00	282,567,000.00	257,567,000.00	0.00	0.00	0.00	257,567,000.00	60,543,080.08	0.00	0.00	0.00	60,543,080.08	52,712,877.30	0.00	0.00	0.00	52,712,877.30	35,000,000.00	197,263,819.82	0.00	7,830,202.78
PS		161,119,000.00	0.00	161,119,000.00	161,119,000.00	0.00	0.00	0.00	161,119,000.00	34,378,583.36	0.00	0.00	0.00	34,378,583.36	26,931,656.45	0.00	0.00	0.00	26,931,656.45	0.00	125,760,416.64	0.00	7,446,828.81
M/MSF		106,119,000.00	0.00	106,119,000.00	96,119,000.00	0.00	0.00	0.00	96,119,000.00	26,164,496.72	0.00	0.00	0.00	26,164,496.72	25,780,820.85	0.00	0.00	0.00	25,780,820.85	10,000,000.00	70,273,593.28	0.00	389,578.87
FINEX (if Applicable)		10,000.00	0.00	10,000.00	10,000.00	0.00	0.00	0.00	10,000.00	0.00	0.00	0.00	0.00	0.00	0.00	0.00	0.00	0.00	0.00	10,000.00	0.00	0.00	
CO		25,000,000.00	0.00	25,000,000.00	0.00	0.00	0.00	0.00	0.00	0.00	0.00	0.00	0.00	0.00	0.00	0.00	0.00	0.00	0.00	25,000,000.00	0.00	0.00	
Support to Operations	20000000000000	87,216,000.00	0.00	87,216,000.00	87,216,000.00	0.00	0.00	0.00	87,216,000.00	16,507,527.71	0.00	0.00	0.00	16,507,527.71	15,719,835.05	0.00	0.00	0.00	15,719,835.05	0.00	80,708,472.29	0.00	707,062.65
Formulation, coordination, monitoring and evaluation of Agency plans, policies, programs and projects; management of database; information systems and corporate communications	200300100001000	84,321,000.00	0.00	84,321,000.00	84,321,000.00	0.00	0.00	0.00	84,321,000.00	15,816,177.71	0.00	0.00	0.00	15,816,177.71	15,027,285.06	0.00	0.00	0.00	15,027,285.06	0.00	78,505,922.00	0.00	707,062.65
PS		21,742,000.00	0.00	21,742,000.00	21,742,000.00	0.00	0.00	0.00	21,742,000.00	4,458,928.26	0.00	0.00	0.00	4,458,928.26	3,611,056.74	0.00	0.00	0.00	3,611,056.74	0.00	17,283,871.51	0.00	707,062.65
MOOE		49,691,000.00	0.00	49,691,000.00	49,691,000.00	0.00	0.00	0.00	49,691,000.00	11,256,249.32	0.00	0.00	0.00	11,256,249.32	11,256,249.32	0.00	0.00	0.00	11,256,249.32	0.00	38,344,750.68	0.00	0.00
CO		22,888,000.00	0.00	22,888,000.00	0.00	0.00	0.00	0.00	22,888,000.00	0.00	0.00	0.00	0.00	0.00	0.00	0.00	0.00	0.00	0.00	22,888,000.00	0.00	0.00	
Project(s)		2,895,000.00	0.00	2,895,000.00	2,895,000.00	0.00	0.00	0.00	2,895,000.00	682,350.00	0.00	0.00	0.00	682,350.00	682,350.00	0.00	0.00	0.00	682,350.00	0.00	2,202,650.00	0.00	0.00
Locally-Funded Project(s)		2,895,000.00	0.00	2,895,000.00	2,895,000.00	0.00	0.00	0.00	2,895,000.00	682,350.00	0.00	0.00	0.00	682,350.00	682,350.00	0.00	0.00	0.00	682,350.00	0.00	2,202,650.00	0.00	0.00
Perception Survey on the Challenges in Human Rights Implementation in the Philippines	200000000002000	2,895,000.00	0.00	2,895,000.00	2,895,000.00	0.00	0.00	0.00	2,895,000.00	682,350.00	0.00	0.00	0.00	682,350.00	682,350.00	0.00	0.00	0.00	682,350.00	0.00	2,202,650.00	0.00	0.00
MOOE		2,895,000.00	0.00	2,895,000.00	2,895,000.00	0.00	0.00	0.00	2,895,000.00	682,350.00	0.00	0.00	0.00	682,350.00	682,350.00	0.00	0.00	0.00	682,350.00	0.00	2,202,650.00	0.00	0.00

Department : Commission on Human Rights (CHR)
 Agency/Entity : Commission on Human Rights (CHR)
 Operating Unit : < not applicable >
 Organization Code : 34 001 0000000
 Fund Cluster : 01 Regular Agency Fund

X	Current Year Appropriations
	Supplemental
	Continuing Appropriations

(e.g. UACS Fund Cluster: 01-Regular Agency Fund, 02-Foreign Assisted Projects Fund, 03-Special Account-Locally Funded/Domestic Grants Fund, and 04-Special Account-Foreign Assisted/Foreign Grants Fund)

Particulars	UACS CODE	Appropriations		Allocations						Current Year Obligations					Current Year Disbursements				Balances				
		Authorized Appropriations	Adjustments (Transfer To/From, Modification)	Adjusted Appropriations	Allotments Received	Adjustments (Reductions, Modifications, Augmentation)	Transfer To	Transfer From	Adjusted Total Allotments	1st Quarter Ending March 31	2nd Quarter Ending June 30	3rd Quarter Ending Sept. 30	4th Quarter Ending Dec. 31	TOTAL	1st Quarter Ending March 31	2nd Quarter Ending June 30	3rd Quarter Ending Sept. 30	4th Quarter Ending Dec. 31	TOTAL	Unreleased Appro	Unobligated Allotments	Unpaid Obligations (15-23)+(23+24)	
																						Due and Demandable	Not Yet Due and Demandable
1	2	3	4	5=(3+4)	6	7	8	9	10=(8+9)	11	12	13	14	15=(11+12+13+14)	16	17	18	19	20=(16+17+18+19)	21	22	23	24
Sub-Total, Support to Operations		97,216,000.00	0.00	97,216,000.00	97,216,000.00	0.00	0.00	0.00	97,216,000.00	16,507,527.71	0.00	0.00	0.00	16,507,527.71	15,719,635.05	0.00	0.00	0.00	15,719,635.05	0.00	80,708,472.29	0.00	797,892.05
PS		21,742,000.00	0.00	21,742,000.00	21,742,000.00	0.00	0.00	0.00	21,742,000.00	4,458,928.35	0.00	0.00	0.00	4,458,928.35	3,671,035.74	0.00	0.00	0.00	3,671,035.74	0.00	17,283,071.81	0.00	797,892.05
MOOE		52,586,000.00	0.00	52,586,000.00	52,586,000.00	0.00	0.00	0.00	52,586,000.00	12,048,594.32	0.00	0.00	0.00	12,048,594.32	12,048,594.32	0.00	0.00	0.00	12,048,594.32	0.00	40,537,400.59	0.00	0.00
Filer (if applicable)		0.00	0.00	0.00	0.00	0.00	0.00	0.00	0.00	0.00	0.00	0.00	0.00	0.00	0.00	0.00	0.00	0.00	0.00	0.00	0.00	0.00	0.00
CO		22,888,000.00	0.00	22,888,000.00	22,888,000.00	0.00	0.00	0.00	22,888,000.00	0.00	0.00	0.00	0.00	0.00	0.00	0.00	0.00	0.00	0.00	0.00	27,888,000.00	0.00	0.00
Operations	3300000000000	488,972,000.00	0.00	488,972,000.00	425,472,000.00	0.00	0.00	0.00	425,472,000.00	104,867,873.77	0.00	0.00	0.00	104,867,873.77	82,492,471.48	0.00	0.00	0.00	82,492,471.48	12,000,000.00	320,604,126.23	0.00	12,385,402.29
OD : Violence of human rights effectively addressed and remedial		347,808,000.00	0.00	347,808,000.00	290,308,000.00	0.00	0.00	0.00	290,308,000.00	72,114,073.00	0.00	0.00	0.00	72,114,073.00	61,688,108.23	0.00	0.00	0.00	61,688,108.23	57,500,000.00	218,183,827.00	0.00	10,424,864.77
HUMAN RIGHTS PROTECTION PROGRAM		347,808,000.00	0.00	347,808,000.00	290,308,000.00	0.00	0.00	0.00	290,308,000.00	72,114,073.00	0.00	0.00	0.00	72,114,073.00	61,688,108.23	0.00	0.00	0.00	61,688,108.23	57,500,000.00	218,183,827.00	0.00	10,424,864.77
Documentation and management of complaints of human rights violators (HRVs), forensic and medical-legal services, legal assistance and counseling, financial assistance, witness society and other judicial protection services	31010010001000	320,264,000.00	0.00	320,264,000.00	268,264,000.00	0.00	0.00	0.00	268,264,000.00	66,878,397.84	0.00	0.00	0.00	66,878,397.84	56,632,696.33	0.00	0.00	0.00	56,632,696.33	52,000,000.00	201,585,602.34	0.00	6,985,401.31
PS		206,609,000.00	0.00	206,609,000.00	206,609,000.00	0.00	0.00	0.00	206,609,000.00	49,828,231.25	0.00	0.00	0.00	49,828,231.25	38,643,828.92	0.00	0.00	0.00	38,643,828.92	0.00	156,819,768.75	0.00	6,985,401.31
MOOE		113,655,000.00	0.00	113,655,000.00	61,655,000.00	0.00	0.00	0.00	61,655,000.00	17,046,166.41	0.00	0.00	0.00	17,046,166.41	17,046,166.41	0.00	0.00	0.00	17,046,166.41	52,000,000.00	44,605,833.59	0.00	0.00
Conduct of regular visitations in places of detention and rehabilitation facilities and preventive monitoring of human rights conditions therein	31010010002000	27,544,000.00	0.00	27,544,000.00	22,044,000.00	0.00	0.00	0.00	22,044,000.00	5,435,675.34	0.00	0.00	0.00	5,435,675.34	4,896,111.80	0.00	0.00	0.00	4,896,111.80	5,500,000.00	18,806,324.56	0.00	479,563.44
PS		7,064,000.00	0.00	7,064,000.00	7,064,000.00	0.00	0.00	0.00	7,064,000.00	2,197,939.20	0.00	0.00	0.00	2,197,939.20	1,758,375.76	0.00	0.00	0.00	1,758,375.76	0.00	4,888,069.80	0.00	479,563.44
MOOE		20,480,000.00	0.00	20,480,000.00	14,980,000.00	0.00	0.00	0.00	14,980,000.00	3,237,736.14	0.00	0.00	0.00	3,237,736.14	3,237,736.14	0.00	0.00	0.00	3,237,736.14	5,500,000.00	11,742,263.46	0.00	0.00
OD : Human rights culture evolved and sustained		70,579,000.00	0.00	70,579,000.00	66,579,000.00	0.00	0.00	0.00	66,579,000.00	17,856,385.76	0.00	0.00	0.00	17,856,385.76	16,666,202.42	0.00	0.00	0.00	16,666,202.42	4,000,000.00	48,622,604.24	0.00	1,260,183.34
HUMAN RIGHTS PROMOTION PROGRAM		70,579,000.00	0.00	70,579,000.00	66,579,000.00	0.00	0.00	0.00	66,579,000.00	17,856,385.76	0.00	0.00	0.00	17,856,385.76	16,666,202.42	0.00	0.00	0.00	16,666,202.42	4,000,000.00	48,622,604.24	0.00	1,260,183.34
Implementation of a continuing program of research, education and information	33010010001000	70,579,000.00	0.00	70,579,000.00	66,579,000.00	0.00	0.00	0.00	66,579,000.00	17,856,385.76	0.00	0.00	0.00	17,856,385.76	16,666,202.42	0.00	0.00	0.00	16,666,202.42	4,000,000.00	48,622,604.24	0.00	1,260,183.34
PS		40,771,000.00	0.00	40,771,000.00	40,771,000.00	0.00	0.00	0.00	40,771,000.00	11,009,201.61	0.00	0.00	0.00	11,009,201.61	9,749,708.27	0.00	0.00	0.00	9,749,708.27	0.00	28,761,058.39	0.00	1,260,183.34
MOOE		29,808,000.00	0.00	29,808,000.00	25,808,000.00	0.00	0.00	0.00	25,808,000.00	6,846,984.15	0.00	0.00	0.00	6,846,984.15	6,946,494.15	0.00	0.00	0.00	6,946,494.15	4,000,000.00	16,861,805.85	0.00	0.00
OD : Human rights mechanism strengthened		80,585,000.00	0.00	80,585,000.00	68,585,000.00	0.00	0.00	0.00	68,585,000.00	14,797,406.01	0.00	0.00	0.00	14,797,406.01	14,637,160.83	0.00	0.00	0.00	14,637,160.83	12,000,000.00	53,787,594.99	0.00	790,244.18
HUMAN RIGHTS POLICY ADVISORY PROGRAM		80,585,000.00	0.00	80,585,000.00	68,585,000.00	0.00	0.00	0.00	68,585,000.00	14,797,406.01	0.00	0.00	0.00	14,797,406.01	14,637,160.83	0.00	0.00	0.00	14,637,160.83	12,000,000.00	53,787,594.99	0.00	790,244.18
Formulation and advocacy of human rights policies, plans and programs; and monitoring implementation of internal and human rights instruments	33010010001000	80,585,000.00	0.00	80,585,000.00	68,585,000.00	0.00	0.00	0.00	68,585,000.00	14,797,406.01	0.00	0.00	0.00	14,797,406.01	14,637,160.83	0.00	0.00	0.00	14,637,160.83	12,000,000.00	53,787,594.99	0.00	790,244.18
PS		29,422,000.00	0.00	29,422,000.00	29,422,000.00	0.00	0.00	0.00	29,422,000.00	4,444,191.44	0.00	0.00	0.00	4,444,191.44	4,143,947.26	0.00	0.00	0.00	4,143,947.26	0.00	24,577,808.58	0.00	790,244.18
MOOE		51,163,000.00	0.00	51,163,000.00	39,163,000.00	0.00	0.00	0.00	39,163,000.00	9,953,212.57	0.00	0.00	0.00	9,953,212.57	9,953,212.57	0.00	0.00	0.00	9,953,212.57	12,000,000.00	28,209,786.43	0.00	0.00

Department : Commission on Human Rights (CHR)
 Agency/Entity : Commission on Human Rights (CHR)
 Operating Unit : < not applicable >
 Organization Code : 34 001 0000000
 Fund Cluster : 01 Regular Agency Fund
 (e.g. UACS Fund Cluster: 01-Regular Agency Fund, 02-Foreign Assisted Projects Fund, 03-Special Account-Locally Funded/Domestic Grants Fund, and 04-Special Account-Foreign Assisted/Foreign Grants Fund)

X	Current Year Appropriations
	Supplemental
	Continuing Appropriations

Particulars	UACS CODE	Appropriations			Allotments					Current Year Obligations				Current Year Disbursements				Balances					
		Authorized Appropriations	Adjustments (Transfer To/From, Modification)	Adjusted Appropriations	Allotments Received	Adjustments (Reductions, Modifications, Augmentations)	Transfer To	Transfer From	Adjusted Total Allotments	1st Quarter Ending March 31	2nd Quarter Ending June 30	3rd Quarter Ending Sept. 30	4th Quarter Ending Dec. 31	TOTAL	1st Quarter Ending March 31	2nd Quarter Ending June 30	3rd Quarter Ending Sept. 30	4th Quarter Ending Dec. 31	TOTAL	Unreleased Appro	Unobligated Allotments	Unpaid Obligations (15-20)=(23+24)	
		3	4	5=(3-4)	6	7	8	9	10=(8+9)-(7+8+9)	11	12	13	14	15=(11+12+13+14)	16	17	18	19	20=(16+17+18+19)	21	22	23	24
S-6-Total, Operations		498,972,000.00	0.00	498,972,000.00	425,472,000.00	0.00	0.00	0.00	425,472,000.00	164,267,873.77	0.00	0.00	0.00	164,267,873.77	82,482,471.88	0.00	0.00	0.00	82,482,471.88	12,980,000.00	320,004,126.20	0.00	12,385,482.28
PS		263,686,000.00	0.00	263,686,000.00	283,866,000.00	0.00	0.00	0.00	263,686,000.00	67,881,263.50	0.00	0.00	0.00	67,881,263.50	55,296,861.21	0.00	0.00	0.00	55,296,861.21	0.00	216,184,736.50	0.00	12,385,482.28
MOOE		235,106,000.00	0.00	235,106,000.00	141,606,000.00	0.00	0.00	0.00	141,606,000.00	37,196,610.27	0.00	0.00	0.00	37,196,610.27	37,185,510.27	0.00	0.00	0.00	37,185,510.27	73,500,000.00	104,419,348.73	0.00	0.00
FinEx (if Applicable)		0.00	0.00	0.00	0.00	0.00	0.00	0.00	0.00	0.00	0.00	0.00	0.00	0.00	0.00	0.00	0.00	0.00	0.00	0.00	0.00	0.00	0.00
CO		0.00	0.00	0.00	0.00	0.00	0.00	0.00	0.00	0.00	0.00	0.00	0.00	0.00	0.00	0.00	0.00	0.00	0.00	0.00	0.00	0.00	0.00
Sub-Total, I, Agency Specific Budget		888,753,000.00	0.00	888,753,000.00	789,225,000.00	0.00	0.00	0.00	789,225,000.00	181,816,481.53	0.00	0.00	0.00	181,816,481.53	163,914,923.84	0.00	0.00	0.00	163,914,923.84	108,590,000.00	538,135,518.41	0.00	21,003,467.72
PS		466,727,000.00	0.00	466,727,000.00	466,727,000.00	0.00	0.00	0.00	466,727,000.00	106,514,775.25	0.00	0.00	0.00	106,514,775.25	85,886,863.40	0.00	0.00	0.00	85,886,863.40	0.00	360,209,224.75	0.00	20,619,821.85
MOOE		374,130,000.00	0.00	374,130,000.00	290,630,000.00	0.00	0.00	0.00	290,630,000.00	75,299,706.31	0.00	0.00	0.00	75,299,706.31	75,816,130.44	0.00	0.00	0.00	75,816,130.44	83,500,000.00	215,230,223.55	0.00	383,875.87
FinEx (if Applicable)		10,000.00	0.00	10,000.00	10,000.00	0.00	0.00	0.00	10,000.00	0.00	0.00	0.00	0.00	0.00	0.00	0.00	0.00	0.00	0.00	0.00	0.00	0.00	0.00
CO		47,888,000.00	0.00	47,888,000.00	22,888,000.00	0.00	0.00	0.00	22,888,000.00	0.00	0.00	0.00	0.00	0.00	0.00	0.00	0.00	0.00	0.00	25,000,000.00	22,888,000.00	0.00	0.00
II, Automatic Appropriations		39,410,000.00	1,331,000.00	40,741,000.00	40,741,000.00	0.00	0.00	0.00	40,741,000.00	9,853,997.15	0.00	0.00	0.00	9,853,997.15	9,853,997.15	0.00	0.00	0.00	9,853,997.15	0.00	38,887,002.85	0.00	0.00
Specific Budgets of National Government Agencies		39,410,000.00	1,331,000.00	40,741,000.00	40,741,000.00	0.00	0.00	0.00	40,741,000.00	9,853,997.15	0.00	0.00	0.00	9,853,997.15	9,853,997.15	0.00	0.00	0.00	9,853,997.15	0.00	38,887,002.85	0.00	0.00
Retirement and Life Insurance Premiums		39,410,000.00	1,331,000.00	40,741,000.00	40,741,000.00	0.00	0.00	0.00	40,741,000.00	9,853,997.15	0.00	0.00	0.00	9,853,997.15	9,853,997.15	0.00	0.00	0.00	9,853,997.15	0.00	38,887,002.85	0.00	0.00
PS		39,410,000.00	1,331,000.00	40,741,000.00	40,741,000.00	0.00	0.00	0.00	40,741,000.00	9,853,997.15	0.00	0.00	0.00	9,853,997.15	9,853,997.15	0.00	0.00	0.00	9,853,997.15	0.00	38,887,002.85	0.00	0.00
Sub-Total II, Automatic Appropriations		39,410,000.00	1,331,000.00	40,741,000.00	40,741,000.00	0.00	0.00	0.00	40,741,000.00	9,853,997.15	0.00	0.00	0.00	9,853,997.15	9,853,997.15	0.00	0.00	0.00	9,853,997.15	0.00	38,887,002.85	0.00	0.00
PS		39,410,000.00	1,331,000.00	40,741,000.00	40,741,000.00	0.00	0.00	0.00	40,741,000.00	9,853,997.15	0.00	0.00	0.00	9,853,997.15	9,853,997.15	0.00	0.00	0.00	9,853,997.15	0.00	38,887,002.85	0.00	0.00
MOOE		0.00	0.00	0.00	0.00	0.00	0.00	0.00	0.00	0.00	0.00	0.00	0.00	0.00	0.00	0.00	0.00	0.00	0.00	0.00	0.00	0.00	0.00
FinEx		0.00	0.00	0.00	0.00	0.00	0.00	0.00	0.00	0.00	0.00	0.00	0.00	0.00	0.00	0.00	0.00	0.00	0.00	0.00	0.00	0.00	0.00
CO		0.00	0.00	0.00	0.00	0.00	0.00	0.00	0.00	0.00	0.00	0.00	0.00	0.00	0.00	0.00	0.00	0.00	0.00	0.00	0.00	0.00	0.00
III, Special Purpose Fund		0.00	13,868,326.00	13,868,326.00	0.00	13,868,326.00	0.00	0.00	13,868,326.00	3,558,892.23	0.00	0.00	0.00	3,558,892.23	3,558,892.23	0.00	0.00	0.00	3,558,892.23	0.00	10,307,433.77	0.00	0.00
Miscellaneous Personnel Benefits Fund		0.00	13,868,326.00	13,868,326.00	0.00	13,868,326.00	0.00	0.00	13,868,326.00	3,558,892.23	0.00	0.00	0.00	3,558,892.23	3,558,892.23	0.00	0.00	0.00	3,558,892.23	0.00	10,307,433.77	0.00	0.00
PS		0.00	13,868,326.00	13,868,326.00	0.00	13,868,326.00	0.00	0.00	13,868,326.00	3,558,892.23	0.00	0.00	0.00	3,558,892.23	3,558,892.23	0.00	0.00	0.00	3,558,892.23	0.00	10,307,433.77	0.00	0.00
PS		0.00	13,868,326.00	13,868,326.00	0.00	13,868,326.00	0.00	0.00	13,868,326.00	3,558,892.23	0.00	0.00	0.00	3,558,892.23	3,558,892.23	0.00	0.00	0.00	3,558,892.23	0.00	10,307,433.77	0.00	0.00
MOOE		0.00	0.00	0.00	0.00	0.00	0.00	0.00	0.00	0.00	0.00	0.00	0.00	0.00	0.00	0.00	0.00	0.00	0.00	0.00	0.00	0.00	0.00
FinEx		0.00	0.00	0.00	0.00	0.00	0.00	0.00	0.00	0.00	0.00	0.00	0.00	0.00	0.00	0.00	0.00	0.00	0.00	0.00	0.00	0.00	0.00
CO		0.00	0.00	0.00	0.00	0.00	0.00	0.00	0.00	0.00	0.00	0.00	0.00	0.00	0.00	0.00	0.00	0.00	0.00	0.00	0.00	0.00	0.00
Sub-Total III, Special Purpose Fund		0.00	13,868,326.00	13,868,326.00	0.00	13,868,326.00	0.00	0.00	13,868,326.00	3,558,892.23	0.00	0.00	0.00	3,558,892.23	3,558,892.23	0.00	0.00	0.00	3,558,892.23	0.00	10,307,433.77	0.00	0.00
PS		0.00	13,868,326.00	13,868,326.00	0.00	13,868,326.00	0.00	0.00	13,868,326.00	3,558,892.23	0.00	0.00	0.00	3,558,892.23	3,558,892.23	0.00	0.00	0.00	3,558,892.23	0.00	10,307,433.77	0.00	0.00
MOOE		0.00	0.00	0.00	0.00	0.00	0.00	0.00	0.00	0.00	0.00	0.00	0.00	0.00	0.00	0.00	0.00	0.00	0.00	0.00	0.00	0.00	0.00
FinEx		0.00	0.00	0.00	0.00	0.00	0.00	0.00	0.00	0.00	0.00	0.00	0.00	0.00	0.00	0.00	0.00	0.00	0.00	0.00	0.00	0.00	0.00
CO		0.00	0.00	0.00	0.00	0.00	0.00	0.00	0.00	0.00	0.00	0.00	0.00	0.00	0.00	0.00	0.00	0.00	0.00	0.00	0.00	0.00	0.00
GRAND TOTAL		928,185,000.00	15,197,326.00	943,382,326.00	820,096,000.00	13,868,326.00	0.00	0.00	834,892,326.00	195,311,270.94	0.00	0.00	0.00	195,311,270.94	174,327,873.22	0.00	0.00	0.00	174,327,873.22	108,590,000.00	636,589,856.96	0.00	21,003,467.72
PS		506,137,000.00	15,197,326.00	521,334,326.00	597,468,000.00	13,868,326.00	0.00	0.00	511,334,326.00	113,911,664.43	0.00	0.00	0.00	113,911,664.43	99,311,742.78	0.00	0.00	0.00	99,311,742.78	0.00	491,482,667.37	0.00	20,619,821.85
MOOE		374,130,000.00	0.00	374,130,000.00	280,630,000.00	0.00	0.00	0.00	280,630,000.00	75,299,706.31	0.00	0.00	0.00	75,299,706.31	75,816,130.44	0.00	0.00	0.00	75,816,130.44	83,500,000.00	215,230,223.55	0.00	383,875.87


Department : Commission on Human Rights (CHR)
 Agency/Entity : Commission on Human Rights (CHR)
 Operating Unit : < not applicable >
 Organization Code : 34 001 0000000
 Fund Cluster : 01 Regular Agency Fund

Current Year Appropriations
 Supplemental
 Continuing Appropriations

(e.g. UACS Fund Cluster: 01-Regular Agency Fund, 02-Foreign Assisted Projects Fund, 03-Special Account-Locally Funded/Domestic Grants Fund, and 04-Special Account-Foreign Assisted/Foreign Grants Fund)

Particulars	UACS CODE	Appropriations			Allotments					Current Year Obligations				Current Year Disbursements				Balances						
		Authorized Appropriations	Adjustments (Transfer To/From, Modification)	Adjusted Appropriations	Allotments Received	Adjustments (Reductions, Modifications, Augmentation)	Transfer To	Transfer From	Adjusted Total Allotments	1st Quarter Ending March 31	2nd Quarter Ending June 30	3rd Quarter Ending Sept. 30	4th Quarter Ending Dec. 31	TOTAL	1st Quarter Ending March 31	2nd Quarter Ending June 30	3rd Quarter Ending Sept. 30	4th Quarter Ending Dec. 31	TOTAL	Unreleased Appro	Unobligated Allotments	Unpaid Obligations (15-20)=(23+24)		
1	2	3	4	5=(3+4)	6	7	8	9	10=[(6+(7)-8)+9]	11	12	13	14	15=[(11+12+13+14)]	16	17	18	19	20=[(16+17+18+19)]	21	22	23	24	
FinEx		10,000.00	0.00	10,000.00	10,000.00	0.00	0.00	0.00	10,000.00	0.00	0.00	0.00	0.00	0.00	0.00	0.00	0.00	0.00	0.00	0.00	0.00	10,000.00	0.00	0.00
CD		47,696,000.00	0.00	47,696,000.00	22,696,000.00	0.00	0.00	0.00	27,896,000.00	0.00	0.00	0.00	0.00	0.00	0.00	0.00	0.00	0.00	0.00	0.00	29,096,000.00	22,696,000.00	0.00	0.00
Reconciliation by CO:																								
L Agency Specific Budget		498,972,000.00	0.00	498,972,000.00	425,472,000.00	0.00	0.00	0.00	425,472,000.00	104,967,879.77	0.00	0.00	0.00	104,967,879.77	92,492,471.49	0.00	0.00	0.00	92,492,471.49	73,500,000.00	200,004,128.23	0.00	12,385,402.29	
HUMAN RIGHTS PROTECTION PROGRAM		347,808,000.00	0.00	347,808,000.00	290,208,000.00	0.00	0.00	0.00	290,208,000.00	72,114,073.00	0.00	0.00	0.00	72,114,073.00	61,829,108.23	0.00	0.00	0.00	61,829,108.23	37,500,000.00	218,193,877.00	0.00	10,424,964.77	
HUMAN RIGHTS PROTECTION PROGRAM		70,579,000.00	0.00	70,579,000.00	66,579,000.00	0.00	0.00	0.00	66,579,000.00	17,956,389.76	0.00	0.00	0.00	17,956,389.76	16,436,202.42	0.00	0.00	0.00	16,436,202.42	4,000,000.00	46,622,604.24	0.00	1,240,183.34	
HUMAN RIGHTS POLICY ADVISORY PROGRAM		60,585,000.00	0.00	60,585,000.00	68,585,000.00	0.00	0.00	0.00	68,585,000.00	14,787,405.01	0.00	0.00	0.00	14,787,405.01	14,007,162.63	0.00	0.00	0.00	14,007,162.63	12,000,000.00	53,787,601.96	0.00	700,244.16	

Certified Correct:


PRUDENCIA S. MOLINA
 Chief Admin. Officer, Budget Division
 Date: 2020-04-28 14:45:56.0

Certified Correct:


MARIA TERESA C. DOLOR
 Officer-In-Charge, Accounting Division
 Date: 2020-04-28 14:45:56.0

Recommending Approval:


LIBERTY C. ESTIPONA
 Officer-In-Charge, Financial Management
 Date: 2020-04-28 14:59

Approved By:


JOSE LUIS MARTIN C. GASCON
 Chairperson
 Date: 2020-04-28 14:57

STATEMENT OF APPROPRIATIONS, ALLOTMENTS, OBLIGATIONS, DISBURSEMENTS AND BALANCES

FAR No. 1

As at the Quarter Ending March 31, 2020

Department: Commission on Human Rights (CHR)
 Agency: Commission on Human Rights (CHR)
 Operating Unit: < not applicable >
 Organization: 34 001 0000000
 Fund Cluster: 01 Regular Agency Fund

Current Year
 Supplemental
 X Continuing Appropriations

(e.g. UACS Fund Cluster: 01-Regular Agency Fund, 02-Foreign Assisted Projects Fund, 03-Special Account-Locally Funded/Domestic Grants Fund, and 04-Special Account-Foreign Assisted/Foreign Grants Fund)

Particulars	UACS CODE	Appropriations			Allotments			Current Year Obligations					Current Year Disbursements				Balances							
		Authorized Appropriations	Adjustments (Transfer To/From, Realignment)	Adjusted Appropriations	Allotments Received	Adjustment s (Withdrawal)	Transfer To	Transfer From	Adjusted Total Allotments	1st Quarter Ending March 31	2nd Quarter Ending June 30	3rd Quarter Ending Sept. 30	4th Quarter Ending Dec. 31	TOTAL	1st Quarter Ending March 31	2nd Quarter Ending June 30	3rd Quarter Ending Sept. 30	4th Quarter Ending Dec. 31	TOTAL	Unreleased Appro	Unobligated Allotments	Unpaid Obligations (15-20)=(23+24)		
		3	4	5=(3+4)	6	7	8	9	10=[(6+)-(7)-8+9]	11	12	13	14	15=(11+12+13+14)	16	17	18	19	20=(16+17+18+19)	21=(5-10)	22=(10-15)	23	24	
I. Continuing Appropriations		0.00	0.00	0.00	5,616,661.21	0.00	0.00	0.00	5,616,661.21	2,130,000.00	0.00	0.00	0.00	2,130,000.00	0.00	0.00	0.00	0.00	0.00	0.00	(5,616,661.21)	3,486,661.21	0.00	2,130,000.00
I. Agency Specific Budget		0.00	0.00	0.00	5,616,661.21	0.00	0.00	0.00	5,616,661.21	2,130,000.00	0.00	0.00	0.00	2,130,000.00	0.00	0.00	0.00	0.00	0.00	0.00	(5,616,661.21)	3,486,661.21	0.00	2,130,000.00
Support to Operations	20030000000000	0.00	0.00	0.00	5,616,661.21	0.00	0.00	0.00	5,616,661.21	2,130,000.00	0.00	0.00	0.00	2,130,000.00	0.00	0.00	0.00	0.00	0.00	0.00	(5,616,661.21)	3,486,661.21	0.00	2,130,000.00
Formation, coordination, monitoring and evaluation of Agency plans, policies, programs and projects; management of database, information systems; and corporate communications	20030100001000	0.00	0.00	0.00	5,616,661.21	0.00	0.00	0.00	5,616,661.21	2,130,000.00	0.00	0.00	0.00	2,130,000.00	0.00	0.00	0.00	0.00	0.00	0.00	(5,616,661.21)	3,486,661.21	0.00	2,130,000.00
CO		0.00	0.00	0.00	5,616,661.21	0.00	0.00	0.00	5,616,661.21	2,130,000.00	0.00	0.00	0.00	2,130,000.00	0.00	0.00	0.00	0.00	0.00	0.00	(5,616,661.21)	3,486,661.21	0.00	2,130,000.00
PS		0.00	0.00	0.00	0.00	0.00	0.00	0.00	0.00	0.00	0.00	0.00	0.00	0.00	0.00	0.00	0.00	0.00	0.00	0.00	0.00	0.00	0.00	0.00
MOOE		0.00	0.00	0.00	0.00	0.00	0.00	0.00	0.00	0.00	0.00	0.00	0.00	0.00	0.00	0.00	0.00	0.00	0.00	0.00	0.00	0.00	0.00	0.00
FinEx (if Applicable)		0.00	0.00	0.00	0.00	0.00	0.00	0.00	0.00	0.00	0.00	0.00	0.00	0.00	0.00	0.00	0.00	0.00	0.00	0.00	0.00	0.00	0.00	0.00
CO		0.00	0.00	0.00	5,616,661.21	0.00	0.00	0.00	5,616,661.21	2,130,000.00	0.00	0.00	0.00	2,130,000.00	0.00	0.00	0.00	0.00	0.00	0.00	(5,616,661.21)	3,486,661.21	0.00	2,130,000.00
GRAND TOTAL		0.00	0.00	0.00	5,616,661.21	0.00	0.00	0.00	5,616,661.21	2,130,000.00	0.00	0.00	0.00	2,130,000.00	0.00	0.00	0.00	0.00	0.00	0.00	(5,616,661.21)	3,486,661.21	0.00	2,130,000.00
PS		0.00	0.00	0.00	0.00	0.00	0.00	0.00	0.00	0.00	0.00	0.00	0.00	0.00	0.00	0.00	0.00	0.00	0.00	0.00	0.00	0.00	0.00	0.00
MOOE		0.00	0.00	0.00	0.00	0.00	0.00	0.00	0.00	0.00	0.00	0.00	0.00	0.00	0.00	0.00	0.00	0.00	0.00	0.00	0.00	0.00	0.00	0.00
FinEx (if Applicable)		0.00	0.00	0.00	0.00	0.00	0.00	0.00	0.00	0.00	0.00	0.00	0.00	0.00	0.00	0.00	0.00	0.00	0.00	0.00	0.00	0.00	0.00	0.00
CO		0.00	0.00	0.00	5,616,661.21	0.00	0.00	0.00	5,616,661.21	2,130,000.00	0.00	0.00	0.00	2,130,000.00	0.00	0.00	0.00	0.00	0.00	0.00	(5,616,661.21)	3,486,661.21	0.00	2,130,000.00

Certified Correct:

PRUDENCIA S. MOLINA
 Chief Admin. Officer, Budget Division
 Date: 2020-04-28 14:45:56.0

Certified Correct:

MARIA TERESA C. DOLOR
 Officer-In-Charge, Accounting Division
 Date: 2020-04-28 14:45:56.0

Approved By:

LIBERTY C. ESTIPONA
 Officer-In-Charge, Financial Management Office
 Date: 2020-04-28 14:50

JOSE LUIS MARTIN C. GASCON
 Chairperson
 Date: 2020-04-28 11:37

Department : Commission on Human Rights (CHR)
 Agency : Commission on Human Rights (CHR)
 Operating Unit : < not applicable >
 Organization Code : 34 001 0000000
 Fund Cluster : 01 Regular Agency Fund

(e.g. UACS Fund Cluster: 01-Regular Agency Fund, 02-Foreign Assisted Projects Fund, 03-Special Account-Locally Funded/Domestic Grants Fund, and 04-Special Account-Foreign Assisted/Foreign Grants Fund)

Current Year Appropriations
 Supplemental
 Continuing Appropriations

Particulars	UACS CODE	Appropriations			Adjustments			Obligations							Disbursements				Balances					
		Authorized Appropriations	Adjustments (Transfer To/From, Modifications/ Augmentations)	Adjusted Appropriations	Allotments Received	Adjustments (Reductions, Modification/ Augmentations)	Transfer To	Transfer From	Adjusted Allotments	1st Quarter Ending March 31	2nd Quarter Ending June 30	3rd Quarter Ending Sept. 30	4th Quarter Ending Dec. 31	TOTAL	1st Quarter Ending March 31	2nd Quarter Ending June 30	3rd Quarter Ending Sept. 30	4th Quarter Ending Dec. 31	TOTAL	Unreleased Appropriations	Unobligated Allotments	Unpaid Obligations (15-20) = (23+24)		
		3	4	5=(3+4)	6	7	8	9	10=(6+(-7)+8+9)	11	12	13	14	15=(11+12+13+14)	16	17	18	19	20=(16+17+18+19)	21=(5-16)	22=(10-15)	23	24	
Repairs and Maintenance - Furniture and Fixtures	5021307000	236,000.00	0.00	236,000.00	236,000.00	0.00	0.00	0.00	236,000.00	26,444.00	0.00	0.00	0.00	26,444.00	26,444.00	0.00	0.00	0.00	26,444.00	0.00	0.00	206,556.00	0.00	0.00
Repairs and Maintenance - Leased Assets		637,000.00	0.00	637,000.00	637,000.00	0.00	0.00	0.00	637,000.00	90,319.00	0.00	0.00	0.00	90,319.00	90,319.00	0.00	0.00	0.00	90,319.00	0.00	0.00	546,681.00	0.00	0.00
Buildings	5021308002	637,000.00	0.00	637,000.00	637,000.00	0.00	0.00	0.00	637,000.00	90,319.00	0.00	0.00	0.00	90,319.00	90,319.00	0.00	0.00	0.00	90,319.00	0.00	0.00	546,681.00	0.00	0.00
Financial Assistance-Subsidy	5021400000	25,800,000.00	0.00	25,800,000.00	3,800,000.00	0.00	0.00	0.00	3,800,000.00	2,851,000.00	0.00	0.00	0.00	2,851,000.00	2,851,000.00	0.00	0.00	0.00	2,851,000.00	22,000,000.00	1,149,000.00	0.00	0.00	
Subsidies - Other	5021400003	25,800,000.00	0.00	25,800,000.00	3,800,000.00	0.00	0.00	0.00	3,800,000.00	2,851,000.00	0.00	0.00	0.00	2,851,000.00	2,851,000.00	0.00	0.00	0.00	2,851,000.00	22,000,000.00	1,149,000.00	0.00	0.00	
Taxes, Insurance Premiums and Other Fees	5021500000	652,000.00	0.00	652,000.00	652,000.00	0.00	0.00	0.00	652,000.00	875,415.12	0.00	0.00	0.00	875,415.12	875,415.12	0.00	0.00	0.00	875,415.12	0.00	0.00	323,415.12	0.00	0.00
Taxes, Duties and Licenses	5021501001	107,000.00	0.00	107,000.00	107,000.00	0.00	0.00	0.00	107,000.00	31,878.74	0.00	0.00	0.00	31,878.74	31,878.74	0.00	0.00	0.00	31,878.74	0.00	0.00	75,121.26	0.00	0.00
Fidelity Bond Premiums	5021502000	113,000.00	0.00	113,000.00	113,000.00	0.00	0.00	0.00	113,000.00	89,208.50	0.00	0.00	0.00	89,208.50	89,208.50	0.00	0.00	0.00	89,208.50	0.00	0.00	23,791.50	0.00	0.00
Insurance Expenses	5021503000	432,000.00	0.00	432,000.00	432,000.00	0.00	0.00	0.00	432,000.00	854,329.88	0.00	0.00	0.00	854,329.88	854,329.88	0.00	0.00	0.00	854,329.88	0.00	0.00	422,229.88	0.00	0.00
Other Maintenance and Operating Expenses	5021900000	83,024,000.00	0.00	83,024,000.00	53,424,000.00	0.00	0.00	0.00	53,424,000.00	13,910,295.44	0.00	0.00	0.00	13,910,295.44	13,910,295.44	0.00	0.00	0.00	13,910,295.44	8,600,000.00	30,813,704.56	0.00	87,612.98	
Advertising Expenses	5022001000	1,823,000.00	0.00	1,823,000.00	123,000.00	0.00	0.00	0.00	123,000.00	850,000.00	0.00	0.00	0.00	850,000.00	850,000.00	0.00	0.00	0.00	850,000.00	1,500,000.00	177,000.00	0.00	0.00	
Printing and Publication Expenses	5022002001	4,661,000.00	0.00	4,661,000.00	3,994,000.00	0.00	0.00	0.00	3,994,000.00	841,112.50	0.00	0.00	0.00	841,112.50	841,112.50	0.00	0.00	0.00	841,112.50	1,700,000.00	3,048,222.50	0.00	0.00	
Registration Expenses	5022003000	10,257,000.00	0.00	10,257,000.00	8,167,000.00	0.00	0.00	0.00	8,167,000.00	2,875,647.50	0.00	0.00	0.00	2,875,647.50	2,875,647.50	0.00	0.00	0.00	2,875,647.50	2,163,000.00	5,291,352.41	0.00	57,512.95	
Transportation and Delivery Expenses	5022004000	2,330,000.00	0.00	2,330,000.00	2,330,000.00	0.00	0.00	0.00	2,330,000.00	159,172.80	0.00	0.00	0.00	159,172.80	159,172.80	0.00	0.00	0.00	159,172.80	0.00	0.00	2,170,827.20	0.00	0.00
Rent-Lease Expenses		19,450,000.00	0.00	19,450,000.00	10,450,000.00	0.00	0.00	0.00	10,450,000.00	2,799,394.22	0.00	0.00	0.00	2,799,394.22	2,799,394.22	0.00	0.00	0.00	2,799,394.22	0.00	0.00	7,650,605.78	0.00	0.00
Rents - Building and Structures	5022005001	7,205,000.00	0.00	7,205,000.00	7,205,000.00	0.00	0.00	0.00	7,205,000.00	2,365,583.00	0.00	0.00	0.00	2,365,583.00	2,365,583.00	0.00	0.00	0.00	2,365,583.00	0.00	0.00	4,839,417.00	0.00	0.00
Rents - Motor Vehicles	5022005003	2,450,000.00	0.00	2,450,000.00	2,450,000.00	0.00	0.00	0.00	2,450,000.00	287,262.22	0.00	0.00	0.00	287,262.22	287,262.22	0.00	0.00	0.00	287,262.22	0.00	0.00	2,162,137.78	0.00	0.00
Rents - Equipment	5022005004	795,000.00	0.00	795,000.00	795,000.00	0.00	0.00	0.00	795,000.00	146,538.96	0.00	0.00	0.00	146,538.96	146,538.96	0.00	0.00	0.00	146,538.96	0.00	0.00	640,461.04	0.00	0.00
Membership Dues and Contributions to Organizations	5022006000	459,000.00	0.00	459,000.00	459,000.00	0.00	0.00	0.00	459,000.00	425,100.00	0.00	0.00	0.00	425,100.00	425,100.00	0.00	0.00	0.00	425,100.00	0.00	0.00	34,900.00	0.00	0.00
Subscription Expenses		3,666,000.00	0.00	3,666,000.00	3,666,000.00	0.00	0.00	0.00	3,666,000.00	716,775.97	0.00	0.00	0.00	716,775.97	716,775.97	0.00	0.00	0.00	716,775.97	0.00	0.00	2,949,224.03	0.00	0.00
ICT Software Subscription	5022007001	2,616,000.00	0.00	2,616,000.00	2,616,000.00	0.00	0.00	0.00	2,616,000.00	198,500.00	0.00	0.00	0.00	198,500.00	198,500.00	0.00	0.00	0.00	198,500.00	0.00	0.00	2,417,500.00	0.00	0.00
Other Subscription Expenses	5022007009	1,050,000.00	0.00	1,050,000.00	1,050,000.00	0.00	0.00	0.00	1,050,000.00	217,275.97	0.00	0.00	0.00	217,275.97	217,275.97	0.00	0.00	0.00	217,275.97	0.00	0.00	832,124.03	0.00	0.00
Conferences	5022900007	21,200,000.00	0.00	21,200,000.00	21,200,000.00	0.00	0.00	0.00	21,200,000.00	4,860,987.36	0.00	0.00	0.00	4,860,987.36	4,860,987.36	0.00	0.00	0.00	4,860,987.36	0.00	0.00	16,339,012.64	0.00	0.00
Other Maintenance and Operating Expenses	5022900009	5,044,000.00	0.00	5,044,000.00	3,344,000.00	0.00	0.00	0.00	3,344,000.00	278,410.00	0.00	0.00	0.00	278,410.00	278,410.00	0.00	0.00	0.00	278,410.00	2,000,000.00	2,765,590.00	0.00	0.00	
Financial Expenses		10,000.00	0.00	10,000.00	10,000.00	0.00	0.00	0.00	10,000.00	0.00	0.00	0.00	0.00	0.00	0.00	0.00	0.00	0.00	0.00	0.00	0.00	10,000.00	0.00	0.00
Financial Expenses	5031000000	10,000.00	0.00	10,000.00	10,000.00	0.00	0.00	0.00	10,000.00	0.00	0.00	0.00	0.00	0.00	0.00	0.00	0.00	0.00	0.00	0.00	0.00	10,000.00	0.00	0.00
Bank Charge	5031000003	10,000.00	0.00	10,000.00	10,000.00	0.00	0.00	0.00	10,000.00	0.00	0.00	0.00	0.00	0.00	0.00	0.00	0.00	0.00	0.00	0.00	0.00	10,000.00	0.00	0.00
Capital Outlay		47,888,000.00	0.00	47,888,000.00	22,988,000.00	0.00	0.00	0.00	22,988,000.00	0.00	0.00	0.00	0.00	0.00	0.00	0.00	0.00	0.00	0.00	25,000,000.00	22,888,000.00	0.00	0.00	
Property, Plant and Equipment Outlay	5034000000	47,888,000.00	0.00	47,888,000.00	22,988,000.00	0.00	0.00	0.00	22,988,000.00	0.00	0.00	0.00	0.00	0.00	0.00	0.00	0.00	0.00	0.00	25,000,000.00	22,888,000.00	0.00	0.00	
Buildings and Other Structures		25,000,000.00	0.00	25,000,000.00	0.00	0.00	0.00	0.00	0.00	0.00	0.00	0.00	0.00	0.00	0.00	0.00	0.00	0.00	0.00	25,000,000.00	0.00	0.00	0.00	0.00

Department : Commission on Human Rights (CHR)
 Agency : Commission on Human Rights (CHR)
 Operating Unit : < not applicable >
 Organization Code : 34 001 000000
 Fund Cluster : 01 Regular Agency Fund

Continuing Appropriations
 Supplemental
 Continuing Appropriations

FAR No. 1-A

page 2 of 5

(e.g. UACS Fund Cluster: 01-Regular Agency Fund, 02-Foreign Assisted Projects Fund, 03-Special Account-Locally Funded/Domestic Grants Fund, and 04-Special Account-Foreign Assisted/Foreign Grants Fund)

Particulars	UACS CODE	Appropriations			Allotments			Obligations						Disbursements				Balances					
		Authorized Appropriations	Adjustments (Transfer To/From, Modifications, Augmentations)	Adjusted Appropriations	Allotments Received	Adjustments (Reductions, Modification, Augmentations)	Transfer To	Transfer From	Adjusted Allotments	1st Quarter Ending March 31	2nd Quarter Ending June 30	3rd Quarter Ending Sept. 30	4th Quarter Ending Dec. 31	TOTAL	1st Quarter Ending March 31	2nd Quarter Ending June 30	3rd Quarter Ending Sept. 30	4th Quarter Ending Dec. 31	TOTAL	Unreleased Appropriations	Unobligated Allotments	Unpaid Obligations (15-20)+(23+24)	
1	2	3	4	5=(3+4)	6	7	8	9	10=(6+(-7)+8+9)	11	12	13	14	15=(11+12+13+14)	16	17	18	19	20=(16+17+18+19)	21=(5-10)	22=(10-15)	23	24
Mid-Year Bonus - Civilian	501029600	28,178,000.00	0.00	28,178,000.00	28,178,000.00	0.00	0.00	0.00	28,178,000.00	488.00	0.00	0.00	0.00	488.00	488.00	0.00	0.00	0.00	488.00	0.00	28,177,512.00	0.00	0.00
Personnel Benefit Contributions	801030000	4,957,000.00	0.00	4,957,000.00	4,957,000.00	0.00	0.00	0.00	4,957,000.00	1,426,702.14	0.00	0.00	0.00	1,426,702.14	1,426,702.14	0.00	0.00	0.00	1,426,702.14	0.00	3,530,297.86	0.00	0.00
Pay-IRSG Contributions		829,000.00	0.00	829,000.00	829,000.00	0.00	0.00	0.00	829,000.00	200,700.00	0.00	0.00	0.00	200,700.00	200,700.00	0.00	0.00	0.00	200,700.00	0.00	628,300.00	0.00	0.00
Pay-IRGS - Civilian	501030201	829,000.00	0.00	829,000.00	829,000.00	0.00	0.00	0.00	829,000.00	200,700.00	0.00	0.00	0.00	200,700.00	200,700.00	0.00	0.00	0.00	200,700.00	0.00	628,300.00	0.00	0.00
PhilHealth Contributions		3,299,000.00	0.00	3,299,000.00	3,299,000.00	0.00	0.00	0.00	3,299,000.00	1,031,102.14	0.00	0.00	0.00	1,031,102.14	1,031,102.14	0.00	0.00	0.00	1,031,102.14	0.00	2,267,897.86	0.00	0.00
PhilHealth - Civilian	501030301	3,299,000.00	0.00	3,299,000.00	3,299,000.00	0.00	0.00	0.00	3,299,000.00	1,031,102.14	0.00	0.00	0.00	1,031,102.14	1,031,102.14	0.00	0.00	0.00	1,031,102.14	0.00	2,267,897.86	0.00	0.00
Employee Compensation Insurance Premiums		829,000.00	0.00	829,000.00	829,000.00	0.00	0.00	0.00	829,000.00	194,900.00	0.00	0.00	0.00	194,900.00	194,900.00	0.00	0.00	0.00	194,900.00	0.00	634,100.00	0.00	0.00
ECIP - Civilian	501030401	829,000.00	0.00	829,000.00	829,000.00	0.00	0.00	0.00	829,000.00	194,900.00	0.00	0.00	0.00	194,900.00	194,900.00	0.00	0.00	0.00	194,900.00	0.00	634,100.00	0.00	0.00
Other Personal Benefits	501040000	20,485,000.00	0.00	20,485,000.00	20,485,000.00	0.00	0.00	0.00	20,485,000.00	1,064,797.59	0.00	0.00	0.00	1,064,797.59	1,064,797.59	0.00	0.00	0.00	1,064,797.59	0.00	19,420,202.41	0.00	0.00
Person Benefits		17,115,000.00	0.00	17,115,000.00	17,115,000.00	0.00	0.00	0.00	17,115,000.00	995,820.00	0.00	0.00	0.00	995,820.00	995,820.00	0.00	0.00	0.00	995,820.00	0.00	16,119,080.00	0.00	0.00
Pension Benefits - Civilian	501040101	17,115,000.00	0.00	17,115,000.00	17,115,000.00	0.00	0.00	0.00	17,115,000.00	995,820.00	0.00	0.00	0.00	995,820.00	995,820.00	0.00	0.00	0.00	995,820.00	0.00	16,119,080.00	0.00	0.00
Termination Benefits - Civilian		2,160,000.00	0.00	2,160,000.00	2,160,000.00	0.00	0.00	0.00	2,160,000.00	0.00	0.00	0.00	0.00	0.00	0.00	0.00	0.00	0.00	0.00	0.00	2,160,000.00	0.00	0.00
Termination Benefits - Civilian	501040301	2,160,000.00	0.00	2,160,000.00	2,160,000.00	0.00	0.00	0.00	2,160,000.00	0.00	0.00	0.00	0.00	0.00	0.00	0.00	0.00	0.00	0.00	0.00	2,160,000.00	0.00	0.00
Other Personal Benefits		1,210,000.00	0.00	1,210,000.00	1,210,000.00	0.00	0.00	0.00	1,210,000.00	68,877.59	0.00	0.00	0.00	68,877.59	68,877.59	0.00	0.00	0.00	68,877.59	0.00	1,441,122.41	0.00	0.00
Lump-sum for Step Increases - Length of Service	501040600	845,000.00	0.00	845,000.00	845,000.00	0.00	0.00	0.00	845,000.00	3,877.59	0.00	0.00	0.00	3,877.59	3,877.59	0.00	0.00	0.00	3,877.59	0.00	841,122.41	0.00	0.00
Loyalty Award - Civilian	501040801	365,000.00	0.00	365,000.00	365,000.00	0.00	0.00	0.00	365,000.00	65,000.00	0.00	0.00	0.00	65,000.00	65,000.00	0.00	0.00	0.00	65,000.00	0.00	300,000.00	0.00	0.00
Maintenance and Other Operating Expenses		374,130,000.00	0.00	374,130,000.00	290,530,000.00	0.00	0.00	0.00	290,530,000.00	75,399,706.31	0.00	0.00	0.00	75,399,706.31	75,016,130.44	0.00	0.00	0.00	75,016,130.44	83,500,000.00	215,220,263.98	0.00	389,675.87
Traveling Expenses	502010000	70,183,000.00	0.00	70,183,000.00	52,493,000.00	0.00	0.00	0.00	52,493,000.00	14,409,779.83	0.00	0.00	0.00	14,409,779.83	14,409,779.83	0.00	0.00	0.00	14,409,779.83	17,700,000.00	38,683,220.07	0.00	0.00
Traveling Expenses - Local	502010100	55,630,000.00	0.00	55,630,000.00	37,900,000.00	0.00	0.00	0.00	37,900,000.00	12,593,450.11	0.00	0.00	0.00	12,593,450.11	12,593,450.11	0.00	0.00	0.00	12,593,450.11	17,700,000.00	25,296,549.89	0.00	0.00
Traveling Expenses - Foreign	802010200	14,553,000.00	0.00	14,553,000.00	14,593,000.00	0.00	0.00	0.00	14,593,000.00	1,816,329.62	0.00	0.00	0.00	1,816,329.62	1,816,329.62	0.00	0.00	0.00	1,816,329.62	0.00	12,746,679.18	0.00	0.00
Training and Scholarship Expenses	502020000	49,247,000.00	0.00	49,247,000.00	39,147,000.00	0.00	0.00	0.00	39,147,000.00	8,233,884.00	0.00	0.00	0.00	8,233,884.00	8,233,884.00	0.00	0.00	0.00	8,233,884.00	10,100,000.00	29,047,116.00	0.00	0.00
Training Expenses	502020100	49,247,000.00	0.00	49,247,000.00	39,147,000.00	0.00	0.00	0.00	39,147,000.00	8,233,884.00	0.00	0.00	0.00	8,233,884.00	8,233,884.00	0.00	0.00	0.00	8,233,884.00	10,100,000.00	29,047,116.00	0.00	0.00
Supplies and Materials Expenses	502030000	27,775,000.00	0.00	27,775,000.00	20,875,000.00	0.00	0.00	0.00	20,875,000.00	4,128,874.04	0.00	0.00	0.00	4,128,874.04	3,697,563.33	0.00	0.00	0.00	3,697,563.33	7,100,000.00	16,848,425.06	0.00	229,010.71
Office Supplies Expenses	502030100	15,055,000.00	0.00	15,055,000.00	15,055,000.00	0.00	0.00	0.00	15,055,000.00	2,660,725.00	0.00	0.00	0.00	2,660,725.00	2,627,110.50	0.00	0.00	0.00	2,627,110.50	0.00	12,375,275.00	0.00	53,614.50
Accountable Funds Expenses	504050300	22,000.00	0.00	22,000.00	22,000.00	0.00	0.00	0.00	22,000.00	0.00	0.00	0.00	0.00	0.00	0.00	0.00	0.00	0.00	0.00	0.00	22,000.00	0.00	0.00
Fuel, Oil and Lubricant Expenses	802050000	1,744,000.00	0.00	1,744,000.00	1,744,000.00	0.00	0.00	0.00	1,744,000.00	1,024,180.04	0.00	0.00	0.00	1,024,180.04	660,318.83	0.00	0.00	0.00	660,318.83	0.00	719,800.96	0.00	163,870.41
Semi-Expendable Machinery and Equipment		2,250,000.00	0.00	2,250,000.00	2,250,000.00	0.00	0.00	0.00	2,250,000.00	330,000.00	0.00	0.00	0.00	330,000.00	330,000.00	0.00	0.00	0.00	330,000.00	0.00	1,920,000.00	0.00	0.00
Office Equipment	502021002	239,000.00	0.00	239,000.00	239,000.00	0.00	0.00	0.00	239,000.00	0.00	0.00	0.00	0.00	0.00	0.00	0.00	0.00	0.00	0.00	0.00	239,000.00	0.00	0.00
Information and Communications Technology Equipment	802021102	2,011,000.00	0.00	2,011,000.00	2,011,000.00	0.00	0.00	0.00	2,011,000.00	330,000.00	0.00	0.00	0.00	330,000.00	330,000.00	0.00	0.00	0.00	330,000.00	0.00	1,681,000.00	0.00	0.00
Semi-Expendable Furniture, Fixtures and Books		239,000.00	0.00	239,000.00	239,000.00	0.00	0.00	0.00	239,000.00	2,996.00	0.00	0.00	0.00	2,996.00	2,996.00	0.00	0.00	0.00	2,996.00	0.00	236,004.00	0.00	0.00

Department : Commission on Human Rights (CHR)
 Agency : Commission on Human Rights (CHR)
 Operating Unit : < not applicable >
 Organization Code : 34 001 0000000
 Fund Cluster : 01 Regular Agency Fund

X	Current Year Appropriations
	Supplemental
	Continuing Appropriations

FAR No. 1-A

page 2 of 5

(e.g. UACS Fund Cluster: 01-Regular Agency Fund, 02-Foreign Assisted Projects Fund, 03-Special Account-Locally Funded/Domestic Grants Fund, and 04-Special Account-Foreign Assisted/Foreign Grants Fund)

Particulars	UACS CODE	Appropriations			Allotments			Obligations							Disbursements				Balances					
		Authorized Appropriations	Adjustments (Transfer To/From, Modifications, Augmentations)	Adjusted Appropriations	Allotments Received	Adjustments (Reductions, Modification of Augmentations)	Transfer To	Transfer From	Adjusted Allotments	1st Quarter Ending March 31	2nd Quarter Ending June 30	3rd Quarter Ending Sept. 30	4th Quarter Ending Dec. 31	TOTAL	1st Quarter Ending March 31	2nd Quarter Ending June 30	3rd Quarter Ending Sept. 30	4th Quarter Ending Dec. 31	TOTAL	Unreleased Appropriations	Unobligated Allotments	Unpaid Obligations (15-20)+(23+24)		
		3	4	5=(3+4)	6	7	8	9	10=(6+7-4+8)	11	12	13	14	15=(11+12+13+14)	16	17	18	19	20=(16+17+18+19)	21=(5-16)	22=(10-15)	23	24	
Mid-Year Bonus - Civilian	501026006	28,178,000.00	0.00	28,178,000.00	28,178,000.00	0.00	0.00	0.00	28,178,000.00	488.00	0.00	0.00	0.00	488.00	488.00	0.00	0.00	0.00	488.00	0.00	0.00	28,178,532.00	0.00	0.00
Personnel Benefit Contributions	501093000	4,957,000.00	0.00	4,957,000.00	4,957,000.00	0.00	0.00	0.00	4,957,000.00	1,426,702.14	0.00	0.00	0.00	1,426,702.14	1,426,702.14	0.00	0.00	0.00	1,426,702.14	0.00	0.00	3,530,297.86	0.00	0.00
Pay/BIG Contributions		626,000.00	0.00	626,000.00	626,000.00	0.00	0.00	0.00	626,000.00	200,700.00	0.00	0.00	0.00	200,700.00	200,700.00	0.00	0.00	0.00	200,700.00	0.00	0.00	425,300.00	0.00	0.00
Pay/BIG - Civilian	501030201	626,000.00	0.00	626,000.00	626,000.00	0.00	0.00	0.00	626,000.00	200,700.00	0.00	0.00	0.00	200,700.00	200,700.00	0.00	0.00	0.00	200,700.00	0.00	0.00	425,300.00	0.00	0.00
PhilHealth Contributions		3,269,000.00	0.00	3,269,000.00	3,269,000.00	0.00	0.00	0.00	3,269,000.00	1,031,102.14	0.00	0.00	0.00	1,031,102.14	1,031,102.14	0.00	0.00	0.00	1,031,102.14	0.00	0.00	2,237,897.86	0.00	0.00
PhilHealth - Civilian	501030301	3,269,000.00	0.00	3,269,000.00	3,269,000.00	0.00	0.00	0.00	3,269,000.00	1,031,102.14	0.00	0.00	0.00	1,031,102.14	1,031,102.14	0.00	0.00	0.00	1,031,102.14	0.00	0.00	2,237,897.86	0.00	0.00
Employer Compensation Insurance Premiums		626,000.00	0.00	626,000.00	626,000.00	0.00	0.00	0.00	626,000.00	194,900.00	0.00	0.00	0.00	194,900.00	194,900.00	0.00	0.00	0.00	194,900.00	0.00	0.00	431,100.00	0.00	0.00
ECIP - Civilian	501030401	626,000.00	0.00	626,000.00	626,000.00	0.00	0.00	0.00	626,000.00	194,900.00	0.00	0.00	0.00	194,900.00	194,900.00	0.00	0.00	0.00	194,900.00	0.00	0.00	431,100.00	0.00	0.00
Other Personal Benefits	501040000	20,485,000.00	0.00	20,485,000.00	20,485,000.00	0.00	0.00	0.00	20,485,000.00	1,064,797.59	0.00	0.00	0.00	1,064,797.59	1,064,797.59	0.00	0.00	0.00	1,064,797.59	0.00	0.00	19,420,202.41	0.00	0.00
Person Benefits		17,115,000.00	0.00	17,115,000.00	17,115,000.00	0.00	0.00	0.00	17,115,000.00	895,620.00	0.00	0.00	0.00	895,620.00	895,620.00	0.00	0.00	0.00	895,620.00	0.00	0.00	16,119,380.00	0.00	0.00
Person Benefits - Civilian	501040101	17,115,000.00	0.00	17,115,000.00	17,115,000.00	0.00	0.00	0.00	17,115,000.00	895,620.00	0.00	0.00	0.00	895,620.00	895,620.00	0.00	0.00	0.00	895,620.00	0.00	0.00	16,119,380.00	0.00	0.00
Territorial Leave Benefits		2,160,000.00	0.00	2,160,000.00	2,160,000.00	0.00	0.00	0.00	2,160,000.00	0.00	0.00	0.00	0.00	0.00	0.00	0.00	0.00	0.00	0.00	0.00	0.00	2,160,000.00	0.00	0.00
Territorial Leave Benefits - Civilian	501040301	2,160,000.00	0.00	2,160,000.00	2,160,000.00	0.00	0.00	0.00	2,160,000.00	0.00	0.00	0.00	0.00	0.00	0.00	0.00	0.00	0.00	0.00	0.00	0.00	2,160,000.00	0.00	0.00
Other Personal Benefits		1,210,000.00	0.00	1,210,000.00	1,210,000.00	0.00	0.00	0.00	1,210,000.00	68,877.59	0.00	0.00	0.00	68,877.59	68,877.59	0.00	0.00	0.00	68,877.59	0.00	0.00	1,141,122.41	0.00	0.00
Lump-sum for Step Increments - Length of Service	501040910	845,000.00	0.00	845,000.00	845,000.00	0.00	0.00	0.00	845,000.00	3,877.59	0.00	0.00	0.00	3,877.59	3,877.59	0.00	0.00	0.00	3,877.59	0.00	0.00	841,122.41	0.00	0.00
Loyalty Award - Civilian	501040015	365,000.00	0.00	365,000.00	365,000.00	0.00	0.00	0.00	365,000.00	69,000.00	0.00	0.00	0.00	69,000.00	69,000.00	0.00	0.00	0.00	69,000.00	0.00	0.00	300,000.00	0.00	0.00
Maintenance and Other Operating Expenses		374,130,000.00	0.00	374,130,000.00	300,630,000.00	0.00	0.00	0.00	374,130,000.00	75,399,706.31	0.00	0.00	0.00	75,399,706.31	75,016,130.44	0.00	0.00	0.00	75,016,130.44	69,500,000.00	215,230,269.66	0.00	0.00	353,679.87
Traveling Expenses	502010000	70,195,000.00	0.00	70,195,000.00	59,463,000.00	0.00	0.00	0.00	70,195,000.00	14,409,778.83	0.00	0.00	0.00	14,409,778.83	14,409,779.93	0.00	0.00	0.00	14,409,779.93	17,763,030.90	38,083,230.07	0.00	0.00	0.00
Traveling Expenses - Local	502010100	55,630,000.00	0.00	55,630,000.00	37,830,000.00	0.00	0.00	0.00	55,630,000.00	12,583,450.11	0.00	0.00	0.00	12,583,450.11	12,583,450.11	0.00	0.00	0.00	12,583,450.11	17,700,000.00	25,296,549.66	0.00	0.00	0.00
Traveling Expenses - Foreign	502010200	14,565,000.00	0.00	14,565,000.00	14,563,000.00	0.00	0.00	0.00	14,565,000.00	1,816,329.82	0.00	0.00	0.00	1,816,329.82	1,816,329.82	0.00	0.00	0.00	1,816,329.82	0.00	0.00	12,746,670.18	0.00	0.00
Training and Scholarship Expenses	502020000	49,247,000.00	0.00	49,247,000.00	39,147,000.00	0.00	0.00	0.00	49,247,000.00	9,233,884.00	0.00	0.00	0.00	9,233,884.00	9,233,884.00	0.00	0.00	0.00	9,233,884.00	10,100,000.00	20,813,116.00	0.00	0.00	0.00
Training Expenses	502020100	49,247,000.00	0.00	49,247,000.00	39,147,000.00	0.00	0.00	0.00	49,247,000.00	9,233,884.00	0.00	0.00	0.00	9,233,884.00	9,233,884.00	0.00	0.00	0.00	9,233,884.00	10,100,000.00	20,813,116.00	0.00	0.00	0.00
Supplies and Materials Expenses	502030000	27,775,000.00	0.00	27,775,000.00	20,875,000.00	0.00	0.00	0.00	27,775,000.00	4,128,574.04	0.00	0.00	0.00	4,128,574.04	3,897,563.33	0.00	0.00	0.00	3,897,563.33	7,100,000.00	16,548,426.96	0.00	0.00	229,016.71
Office Supplies Expenses	502030100	10,698,000.00	0.00	10,698,000.00	10,698,000.00	0.00	0.00	0.00	10,698,000.00	2,660,725.00	0.00	0.00	0.00	2,660,725.00	2,627,110.50	0.00	0.00	0.00	2,627,110.50	0.00	12,375,275.00	0.00	0.00	53,614.50
Accountable Firm Expenses	502030200	22,000.00	0.00	22,000.00	22,000.00	0.00	0.00	0.00	22,000.00	0.00	0.00	0.00	0.00	0.00	0.00	0.00	0.00	0.00	0.00	0.00	22,000.00	0.00	0.00	0.00
Fuel, Oil and Lubricants Expenses	502030300	1,744,000.00	0.00	1,744,000.00	1,744,000.00	0.00	0.00	0.00	1,744,000.00	1,024,180.00	0.00	0.00	0.00	1,024,180.00	860,319.63	0.00	0.00	0.00	860,319.63	0.00	719,806.96	0.00	0.00	163,870.41
Save Expendable Machinery and Equipment		2,250,000.00	0.00	2,250,000.00	2,250,000.00	0.00	0.00	0.00	2,250,000.00	330,000.00	0.00	0.00	0.00	330,000.00	330,000.00	0.00	0.00	0.00	330,000.00	0.00	1,920,000.00	0.00	0.00	0.00
Office Equipment	502032100	239,000.00	0.00	239,000.00	239,000.00	0.00	0.00	0.00	239,000.00	0.00	0.00	0.00	0.00	0.00	0.00	0.00	0.00	0.00	0.00	0.00	239,000.00	0.00	0.00	0.00
Information and Communications Technology Equipment	502032100	2,011,000.00	0.00	2,011,000.00	2,011,000.00	0.00	0.00	0.00	2,011,000.00	330,000.00	0.00	0.00	0.00	330,000.00	330,000.00	0.00	0.00	0.00	330,000.00	0.00	1,681,000.00	0.00	0.00	0.00
Save Expendable Furniture Fixtures and Books		219,000.00	0.00	219,000.00	219,000.00	0.00	0.00	0.00	219,000.00	2,996.00	0.00	0.00	0.00	2,996.00	2,996.00	0.00	0.00	0.00	2,996.00	0.00	236,004.00	0.00	0.00	0.00

This report was generated using the Unified Reporting System on 14/05/2020 14:10 version: FAR1A.1.3 : Status : SUBMITTED

SUMMARY OF APPROPRIATIONS, ALLOTMENTS, OBLIGATIONS, DISBURSEMENTS AND BALANCES BY OBJECT OF EXPENDITURES
As at the Quarter Ending March 31, 2020

Department : Commission on Human Rights (CHR)
 Agency : Commission on Human Rights (CHR)
 Operating Unit : < not applicable >
 Organization Code : 34 001 000000
 Fund Cluster : 01 Regular Agency Fund

X	Current Year Appropriations
	Supplemental
	Continuing Appropriations

(e.g. UACS Fund Cluster: 01-Regular Agency Fund, 02-Foreign Assisted Projects Fund, 03-Special Account-Locally Funded/Domestic Grants Fund, and 04-Special Account-Foreign Assisted/Foreign Grants Fund)

Particulars	UACS CODE	Appropriations			Allotments					Obligations				Disbursements				Balances					
		Authorized Appropriations	Adjustments (Transfer To/From, Modifications/ Augmentations)	Adjusted Appropriations	Allotments Received	Adjustments (Reductions, Modification/ Augmentations)	Transfer To	Transfer From	Adjusted Allotments	1st Quarter Ending March 31	2nd Quarter Ending June 30	3rd Quarter Ending Sept 30	4th Quarter Ending Dec 31	TOTAL	1st Quarter Ending March 31	2nd Quarter Ending June 30	3rd Quarter Ending Sept 30	4th Quarter Ending Dec 31	TOTAL	Unreleased Appropriations	Unobligated Allotments	Unpaid Obligations (15-20)+(23+24)	
1	2	3	4	5=(3+4)	6	7	8	9	10=(6+7-8-9)	11	12	13	14	15=(11+12+13+14)	16	17	18	19	20=(16+17+18+19)	21=(5-10)	22=(6-10-15)	23	24
SUMMARY		628,165,000.00	16,197,326.00	644,362,326.00	620,986,000.00	13,866,326.00	0.00	0.00	634,852,326.00	195,311,370.84	0.00	0.00	0.00	195,311,370.84	174,327,873.22	0.00	0.00	0.00	174,327,873.22	198,500,000.00	638,580,853.00	0.00	21,003,467.72
A. AGENCY SPECIFIC BUDGET		688,756,000.00	0.00	688,756,000.00	780,255,000.00	0.00	3.00	0.00	780,255,000.00	181,616,481.56	0.00	0.00	0.00	181,616,481.56	160,914,683.94	0.00	0.00	0.00	160,914,683.94	178,500,000.00	688,336,518.44	0.00	21,003,467.72
Personnel Services		466,727,000.00	0.00	466,727,000.00	466,727,000.00	0.00	0.00	0.00	466,727,000.00	106,516,775.25	0.00	0.00	0.00	106,516,775.25	85,806,853.40	0.00	0.00	0.00	85,806,853.40	0.00	360,208,224.75	0.00	20,819,821.85
Salaries and Wages	501010000	349,230,000.00	0.00	349,230,000.00	349,230,000.00	0.00	0.00	0.00	349,230,000.00	84,105,252.84	0.00	0.00	0.00	84,105,252.84	73,445,139.98	0.00	0.00	0.00	73,445,139.98	0.00	256,124,747.16	0.00	20,819,821.85
Salaries and Wages - Regular		336,126,000.00	0.00	336,126,000.00	336,126,000.00	0.00	0.00	0.00	336,126,000.00	83,345,595.43	0.00	0.00	0.00	83,345,595.43	72,705,673.58	0.00	0.00	0.00	72,705,673.58	0.00	244,800,404.57	0.00	20,819,821.85
Basic Salary - Civilian	501011001	336,126,000.00	0.00	336,126,000.00	336,126,000.00	0.00	0.00	0.00	336,126,000.00	83,345,595.43	0.00	0.00	0.00	83,345,595.43	72,705,673.58	0.00	0.00	0.00	72,705,673.58	0.00	244,800,404.57	0.00	20,819,821.85
Salaries and Wages - Casual/Contractual	501012003	11,104,000.00	0.00	11,104,000.00	11,104,000.00	0.00	0.00	0.00	11,104,000.00	779,887.41	0.00	0.00	0.00	779,887.41	779,887.41	0.00	0.00	0.00	779,887.41	0.00	10,294,942.99	0.00	0.00
Personal Economic Relief Allowance (PERA)	501020101	16,560,000.00	0.00	16,560,000.00	16,560,000.00	0.00	0.00	0.00	16,560,000.00	3,803,690.82	0.00	0.00	0.00	3,803,690.82	3,803,690.82	0.00	0.00	0.00	3,803,690.82	0.00	12,556,009.18	0.00	0.00
PERA - Civilian	501020101	16,560,000.00	0.00	16,560,000.00	16,560,000.00	0.00	0.00	0.00	16,560,000.00	3,803,690.82	0.00	0.00	0.00	3,803,690.82	3,803,690.82	0.00	0.00	0.00	3,803,690.82	0.00	12,556,009.18	0.00	0.00
Representation Allowance (RA)	501020203	3,480,000.00	0.00	3,480,000.00	3,480,000.00	0.00	0.00	0.00	3,480,000.00	1,014,590.91	0.00	0.00	0.00	1,014,590.91	1,014,590.91	0.00	0.00	0.00	1,014,590.91	0.00	2,465,409.09	0.00	0.00
Transportation Allowance (TA)	501020301	3,480,000.00	0.00	3,480,000.00	3,480,000.00	0.00	0.00	0.00	3,480,000.00	640,580.81	0.00	0.00	0.00	640,580.81	640,580.91	0.00	0.00	0.00	640,580.91	0.00	2,639,409.09	0.00	0.00
Clothing/Uniform Allowance		4,140,000.00	0.00	4,140,000.00	4,140,000.00	0.00	0.00	0.00	4,140,000.00	3,816,000.00	0.00	0.00	0.00	3,816,000.00	3,816,000.00	0.00	0.00	0.00	3,816,000.00	0.00	324,000.00	0.00	0.00
Clothing/Uniform Allowance - Civilian	501020401	4,140,000.00	0.00	4,140,000.00	4,140,000.00	0.00	0.00	0.00	4,140,000.00	3,816,000.00	0.00	0.00	0.00	3,816,000.00	3,816,000.00	0.00	0.00	0.00	3,816,000.00	0.00	324,000.00	0.00	0.00
Subsistence Allowance (SA)		158,000.00	0.00	158,000.00	158,000.00	0.00	0.00	0.00	158,000.00	26,675.00	0.00	0.00	0.00	26,675.00	26,675.00	0.00	0.00	0.00	26,675.00	0.00	131,325.00	0.00	0.00
Subsistence Allowance - (Major Grants for Public Health Workers under R.A. 7305)	501020503	158,000.00	0.00	158,000.00	158,000.00	0.00	0.00	0.00	158,000.00	26,675.00	0.00	0.00	0.00	26,675.00	26,675.00	0.00	0.00	0.00	26,675.00	0.00	131,325.00	0.00	0.00
Laundry Allowance (LA)		22,000.00	0.00	22,000.00	22,000.00	0.00	0.00	0.00	22,000.00	3,590.25	0.00	0.00	0.00	3,590.25	3,590.25	0.00	0.00	0.00	3,590.25	0.00	18,409.75	0.00	0.00
Laundry Allowance - (Major Grants for Public Health Workers under R.A. 7305)	501020604	22,000.00	0.00	22,000.00	22,000.00	0.00	0.00	0.00	22,000.00	3,590.25	0.00	0.00	0.00	3,590.25	3,590.25	0.00	0.00	0.00	3,590.25	0.00	18,409.75	0.00	0.00
Hazard Pay (HP)		959,000.00	0.00	959,000.00	959,000.00	0.00	0.00	0.00	959,000.00	246,641.79	0.00	0.00	0.00	246,641.79	246,641.79	0.00	0.00	0.00	246,641.79	0.00	712,358.21	0.00	0.00
HP - (Major Grants for Public Health Workers under R.A. 7305)	501021005	959,000.00	0.00	959,000.00	959,000.00	0.00	0.00	0.00	959,000.00	246,641.79	0.00	0.00	0.00	246,641.79	246,641.79	0.00	0.00	0.00	246,641.79	0.00	712,358.21	0.00	0.00
Year-End Bonus		28,178,000.00	0.00	28,178,000.00	28,178,000.00	0.00	0.00	0.00	28,178,000.00	27,975.00	0.00	0.00	0.00	27,975.00	27,975.00	0.00	0.00	0.00	27,975.00	0.00	28,150,025.00	0.00	0.00
Bonus - Civilian	501021401	28,178,000.00	0.00	28,178,000.00	28,178,000.00	0.00	0.00	0.00	28,178,000.00	27,975.00	0.00	0.00	0.00	27,975.00	27,975.00	0.00	0.00	0.00	27,975.00	0.00	28,150,025.00	0.00	0.00
Cash Gift		3,450,000.00	0.00	3,450,000.00	3,450,000.00	0.00	0.00	0.00	3,450,000.00	0.00	0.00	0.00	0.00	0.00	0.00	0.00	0.00	0.00	0.00	0.00	3,450,000.00	0.00	0.00
Cash Gift - Civilian	501015001	3,450,000.00	0.00	3,450,000.00	3,450,000.00	0.00	0.00	0.00	3,450,000.00	0.00	0.00	0.00	0.00	0.00	0.00	0.00	0.00	0.00	0.00	0.00	3,450,000.00	0.00	0.00
Other Bonuses and Allowances		31,628,000.00	0.00	31,628,000.00	31,628,000.00	0.00	0.00	0.00	31,628,000.00	41,968.00	0.00	0.00	0.00	41,968.00	41,968.00	0.00	0.00	0.00	41,968.00	0.00	31,586,032.00	0.00	0.00
Productivity Enhancement Incentive - Civilian	5010209012	3,450,000.00	0.00	3,450,000.00	3,450,000.00	0.00	0.00	0.00	3,450,000.00	41,968.00	0.00	0.00	0.00	41,968.00	41,968.00	0.00	0.00	0.00	41,968.00	0.00	3,408,032.00	0.00	0.00

This report was generated using the Unified Reporting System on 14/05/2020 14:09 version: FAR1A.1.3 ; Status : SUBMITTED

Department : Commission on Human Rights (CHR)
 Agency : Commission on Human Rights (CHR)
 Operating Unit : < not applicable >
 Organization Code : 34 001 000000
 Fund Cluster : 01 Regular Agency Fund
 (e.g. UACS Fund Cluster: 01-Regular Agency Fund, 02-Foreign Assisted Projects Fund, 03-Special Account-Locally Funded/Domestic Grants Fund, and 04-Special Account-Foreign Assisted/Foreign Grants Fund)


Current Year Appropriations
 Supplemental
 Continuing Appropriations

FAR No. 1-A


page 5 of 5

Particulars	UACS CODE	Appropriations			Allotments					Obligations					Disbursements				Balances					
		Authorized Appropriations	Adjustments (Transfer To/From, Modifications/ Augmentations)	Adjusted Appropriations	Allotments Received	Adjustments (Reductions, Modifications, or Augmentations)	Transfer To	Transfer From	Adjusted Allotments	1st Quarter Ending March 31	2nd Quarter Ending June 30	3rd Quarter Ending Sept. 30	4th Quarter Ending Dec. 31	TOTAL	1st Quarter Ending March 31	2nd Quarter Ending June 30	3rd Quarter Ending Sept. 30	4th Quarter Ending Dec. 31	TOTAL	Unreleased Appropriations	Unobligated Allotments	Unpaid Obligations (15+20+23+24)		
1	2	3	4	5=(3+4)	6	7	8	9	10=(6+7+8+9)	11	12	13	14	15=(11+12+13+14)	16	17	18	19	20=(16+17+18+19)	21=(5-10)	22=(10-15)	23	24	
Buildings	506040001	25,000,000.00	0.00	25,000,000.00	0.00	0.00	0.00	0.00	0.00	0.00	0.00	0.00	0.00	0.00	0.00	0.00	0.00	0.00	0.00	25,000,000.00	0.00	0.00	0.00	0.00
Machinery and Equipment Outlay		14,768,000.00	0.00	14,768,000.00	14,768,000.00	0.00	0.00	0.00	14,768,000.00	0.00	0.00	0.00	0.00	0.00	0.00	0.00	0.00	0.00	0.00	0.00	0.00	14,768,000.00	0.00	0.00
Information and Communication Technology Equipment	506100303	14,768,000.00	0.00	14,768,000.00	14,768,000.00	0.00	0.00	0.00	14,768,000.00	0.00	0.00	0.00	0.00	0.00	0.00	0.00	0.00	0.00	0.00	0.00	0.00	14,768,000.00	0.00	0.00
Intangible Assets Outlay	506060000	8,120,000.00	0.00	8,120,000.00	8,120,000.00	0.00	0.00	0.00	8,120,000.00	0.00	0.00	0.00	0.00	0.00	0.00	0.00	0.00	0.00	0.00	0.00	0.00	8,120,000.00	0.00	0.00
Computer Software	506060200	8,120,000.00	0.00	8,120,000.00	8,120,000.00	0.00	0.00	0.00	8,120,000.00	0.00	0.00	0.00	0.00	0.00	0.00	0.00	0.00	0.00	0.00	0.00	0.00	8,120,000.00	0.00	0.00
B. AUTOMATIC APPROPRIATIONS		39,410,000.00	1,311,000.00	40,721,000.00	40,721,000.00	6.59	0.00	0.00	40,721,000.00	2,453,997.15	0.00	0.00	0.00	2,453,997.15	2,453,997.15	0.00	0.00	0.00	2,453,997.15	0.00	0.00	30,887,002.85	0.00	0.00
Retirement and Life Insurance Premiums		39,410,000.00	1,311,000.00	40,721,000.00	40,721,000.00	0.00	0.00	0.00	40,721,000.00	2,453,997.15	0.00	0.00	0.00	2,453,997.15	2,453,997.15	0.00	0.00	0.00	2,453,997.15	0.00	0.00	30,887,002.85	0.00	0.00
C. SPECIAL PURPOSE FUNDS		0.00	13,886,326.00	13,886,326.00	0.00	13,886,326.00	0.00	0.00	13,886,326.00	2,743,587.81	0.00	0.00	0.00	2,743,587.81	2,743,587.81	0.00	0.00	0.00	2,743,587.81	0.00	0.00	10,307,432.19	0.00	0.00
Miscellaneous Personnel Benefits Fund		0.00	13,051,000.00	13,051,000.00	0.00	13,051,000.00	0.00	0.00	13,051,000.00	2,743,587.81	0.00	0.00	0.00	2,743,587.81	2,743,587.81	0.00	0.00	0.00	2,743,587.81	0.00	0.00	10,307,432.19	0.00	0.00
Other Personnel Benefits	501940000	0.00	13,051,000.00	13,051,000.00	0.00	13,051,000.00	0.00	0.00	13,051,000.00	2,743,587.81	0.00	0.00	0.00	2,743,587.81	2,743,587.81	0.00	0.00	0.00	2,743,587.81	0.00	0.00	10,307,432.19	0.00	0.00
Other Personnel Benefits		0.00	13,051,000.00	13,051,000.00	0.00	13,051,000.00	0.00	0.00	13,051,000.00	2,743,587.81	0.00	0.00	0.00	2,743,587.81	2,743,587.81	0.00	0.00	0.00	2,743,587.81	0.00	0.00	10,307,432.19	0.00	0.00
Unemployment Compensation - Mandatory	501040000	0.00	815,326.00	815,326.00	0.00	815,326.00	0.00	0.00	815,326.00	815,324.42	0.00	0.00	0.00	815,324.42	815,324.42	0.00	0.00	0.00	815,324.42	0.00	0.00	1.58	0.00	0.00
Pension and Gratuity Fund		0.00	815,326.00	815,326.00	0.00	815,326.00	0.00	0.00	815,326.00	815,324.42	0.00	0.00	0.00	815,324.42	815,324.42	0.00	0.00	0.00	815,324.42	0.00	0.00	1.58	0.00	0.00
Other Personnel Benefits	501040000	0.00	815,326.00	815,326.00	0.00	815,326.00	0.00	0.00	815,326.00	815,324.42	0.00	0.00	0.00	815,324.42	815,324.42	0.00	0.00	0.00	815,324.42	0.00	0.00	1.58	0.00	0.00
Term and Leave Benefits		0.00	815,326.00	815,326.00	0.00	815,326.00	0.00	0.00	815,326.00	815,324.42	0.00	0.00	0.00	815,324.42	815,324.42	0.00	0.00	0.00	815,324.42	0.00	0.00	1.58	0.00	0.00
Terminal Leave Benefits - Civilian	501040301	0.00	815,326.00	815,326.00	0.00	815,326.00	0.00	0.00	815,326.00	815,324.42	0.00	0.00	0.00	815,324.42	815,324.42	0.00	0.00	0.00	815,324.42	0.00	0.00	1.58	0.00	0.00
GRAND TOTAL		926,160,000.00	15,197,326.00	943,357,326.00	830,906,000.00	13,886,326.00	0.00	0.00	834,892,326.00	195,531,376.96	0.00	0.00	0.00	195,531,376.96	174,327,873.22	0.00	0.00	0.00	174,327,873.22	108,509,000.00	10,530,655.06	0.00	21,003,997.72	


Certified Correct:


PRUDENCIA S. MOLINA
 Chief Admin. Officer, Budget Division
 Date: 2020-04-28 14:45:56.0


Certified Correct:


MARIA TERESA C. DOLOR
 Officer-in-Charge, Accounting Division
 Date: 2020-04-28 14:45:56.0

Recommending Approval:


LIBERTY C. ESTIPONA
 Officer-in-Charge, Financial Management Office
 Date: 2020-04-28 14:50:

Approved By:


JOSE LUIS MARTIN C. GASCON
 Chairperson
 Date: 2020-04-28 11:37:

SUMMARY OF APPROPRIATIONS, ALLOTMENTS, OBLIGATIONS, DISBURSEMENTS AND BALANCES BY OBJECT OF EXPENDITURES
As at the Quarter Ending March 31, 2020


Department: Commission on Human Rights (CHR)
 Agency/Entity: Commission on Human Rights (CHR)
 Operating Unit: < not applicable >
 Organization Code: 34 001 0000000
 Fund Cluster: 01 Regular Agency Fund

	Current Year
	Supplemental
X	Continuing Appropriations


(e.g. UACS Fund Cluster: 01-Regular Agency Fund, 02-Foreign Assisted Projects Fund, 03-Special Account-Locally Funded/Domestic Grants Fund, and 04-Special Account-Foreign Assisted/Foreign Grants Fund)

Particulars	UACS CODE	Appropriations			Allotments			Obligations							Disbursements				Balances				
		Authorized Appropriations	Adjustments (Transfer To/From, Modification/s)	Adjusted Appropriations	Allotments Received	Adjustments (Reductions, Modifications/ Augmentations)	Transfer To	Transfer From	Adjusted Allotments	1st Quarter Ending March 31	2nd Quarter Ending June 30	3rd Quarter Ending Sept. 30	4th Quarter Ending Dec. 31	TOTAL	1st Quarter Ending June 30	3rd Quarter Ending Sept. 30	4th Quarter Ending Dec. 31	TOTAL	Unreleased Appropriations	Unobligated Allotments	Unpaid Obligations (15-20)=(23-24)		
1	2	3	4	5=(3+4)	6	7	8	9	10=[(6+)-17]-8+9]	11	12	13	14	15=[11+12+13+14]	16	17	18	19	20=[16+17+18+19]	21=(5-10)	22=(10-15)	23	24
SUMMARY		5,616,661.21	0.00	5,616,661.21	5,616,661.21	0.00	0.00	0.00	5,616,661.21	2,130,000.00	0.00	0.00	0.00	2,130,000.00	0.00	0.00	0.00	0.00	0.00	0.00	3,486,661.21	0.00	2,130,000.00
I. CONTINUING APPROPRIATIONS		5,616,661.21	0.00	5,616,661.21	5,616,661.21	0.00	0.00	0.00	5,616,661.21	2,130,000.00	0.00	0.00	0.00	2,130,000.00	0.00	0.00	0.00	0.00	0.00	0.00	3,486,661.21	0.00	2,130,000.00
I. Agency Specific Budget		5,616,661.21	0.00	5,616,661.21	5,616,661.21	0.00	0.00	0.00	5,616,661.21	2,130,000.00	0.00	0.00	0.00	2,130,000.00	0.00	0.00	0.00	0.00	0.00	0.00	3,486,661.21	0.00	2,130,000.00
Capital Outlays		5,616,661.21	0.00	5,616,661.21	5,616,661.21	0.00	0.00	0.00	5,616,661.21	2,130,000.00	0.00	0.00	0.00	2,130,000.00	0.00	0.00	0.00	0.00	0.00	0.00	3,486,661.21	0.00	2,130,000.00
Property, Plant and Equipment Outlay		4,616,661.21	0.00	4,616,661.21	4,616,661.21	0.00	0.00	0.00	4,616,661.21	2,130,000.00	0.00	0.00	0.00	2,130,000.00	0.00	0.00	0.00	0.00	0.00	0.00	2,486,661.21	0.00	2,130,000.00
Machinery and Equipment Outlay		4,496,661.21	0.00	4,496,661.21	4,496,661.21	0.00	0.00	0.00	4,496,661.21	2,130,000.00	0.00	0.00	0.00	2,130,000.00	0.00	0.00	0.00	0.00	0.00	0.00	2,356,661.21	0.00	2,130,000.00
Office Equipment	5060405002	440,000.00	0.00	440,000.00	440,000.00	0.00	0.00	0.00	440,000.00	130,000.00	0.00	0.00	0.00	130,000.00	0.00	0.00	0.00	0.00	0.00	0.00	310,000.00	0.00	130,000.00
Information and Communication Technology	5060405003	2,436,286.03	0.00	2,436,286.03	2,436,286.03	0.00	0.00	0.00	2,436,286.03	1,000,000.00	0.00	0.00	0.00	1,000,000.00	0.00	0.00	0.00	0.00	0.00	0.00	1,436,286.03	0.00	1,000,000.00
Printing Equipment	3060405012	33,264.00	0.00	33,264.00	33,264.00	0.00	0.00	0.00	33,264.00	0.00	0.00	0.00	0.00	0.00	0.00	0.00	0.00	0.00	0.00	0.00	33,264.00	0.00	0.00
ICT Software	5060405015	1,447,111.18	0.00	1,447,111.18	1,447,111.18	0.00	0.00	0.00	1,447,111.18	1,000,000.00	0.00	0.00	0.00	1,000,000.00	0.00	0.00	0.00	0.00	0.00	0.00	447,111.18	0.00	1,000,000.00
Other Machinery and Equipment	5060405006	140,000.00	0.00	140,000.00	140,000.00	0.00	0.00	0.00	140,000.00	0.00	0.00	0.00	0.00	0.00	0.00	0.00	0.00	0.00	0.00	0.00	140,000.00	0.00	0.00
Furniture, Fixtures and Books Outlay		120,000.00	0.00	120,000.00	120,000.00	0.00	0.00	0.00	120,000.00	0.00	0.00	0.00	0.00	0.00	0.00	0.00	0.00	0.00	0.00	0.00	120,000.00	0.00	0.00
Furniture and Fixtures	6060407001	120,000.00	0.00	120,000.00	120,000.00	0.00	0.00	0.00	120,000.00	0.00	0.00	0.00	0.00	0.00	0.00	0.00	0.00	0.00	0.00	0.00	120,000.00	0.00	0.00
Intangible Assets Outlay		1,000,000.00	0.00	1,000,000.00	1,000,000.00	0.00	0.00	0.00	1,000,000.00	0.00	0.00	0.00	0.00	0.00	0.00	0.00	0.00	0.00	0.00	0.00	1,000,000.00	0.00	0.00
Other Intangible Assets	5060690000	1,000,000.00	0.00	1,000,000.00	1,000,000.00	0.00	0.00	0.00	1,000,000.00	0.00	0.00	0.00	0.00	0.00	0.00	0.00	0.00	0.00	0.00	0.00	1,000,000.00	0.00	0.00
GRAND TOTAL		5,616,661.21	0.00	5,616,661.21	5,616,661.21	0.00	0.00	0.00	5,616,661.21	2,130,000.00	0.00	0.00	0.00	2,130,000.00	0.00	0.00	0.00	0.00	0.00	0.00	3,486,661.21	0.00	2,130,000.00

Certified Correct:


PRUDENCIA S. MOLINA
 Chief Admin. Officer, Budget Division
 Date: 2020-04-28 14:45:55.0

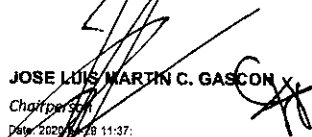
Certified Correct:


MARIA TERESA C. DOLOR
 Officer-in-Charge, Accounting Division
 Date: 2020-04-28 14:45:56.0

Recommending Approval:


LIBERTY C. ESTIPONA
 Officer-in-Charge, Financial Management Office
 Date: 2020-04-28 14:50:

Approved By:


JOSE LUIS MARTIN C. GASCON
 Chairperson
 Date: 2020-04-28 11:37:

List of Allotments and Sub-Allotments
As at the quarter ending March 31, 2020


Department : Commission on Human Rights (CHR)
Agency/Entity : Commission on Human Rights (CHR)
Operating Unit : < not applicable >
Organization Code : 34 001 000000
Fund Cluster : 01 Regular Agency Fund

X	Current Year
	Supplemental
	Continuing Appropriations

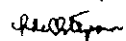
(e.g. UACS Fund Cluster: 01-Regular Agency Fund, 02-Foreign Assisted Projects Fund, 03-Special Account-Locally Funded/Domestic Grants Fund, and 04-Special Account-Foreign Assisted/Foreign Grants Fund)

Allotments/Sub-Allotments Reference			Funding Source		Allotments/Sub-Allotments received from CO/ROs/OU					Sub-Allotments to ROs/OU					Total Allotments/Net of Sub-allotments				
No.	Number	Date	Description	UACS Code	PS	MOOE	FinEx	CO	Sub-Total	PS	MOOE	FinEx	CO	TOTAL	PS	MOOE	FinEx	CO	TOTAL
1	2	3	4	5	6	7	8	9	10=(8+7+6+5)	11	12	13	14	15=	16=(6+11)	17=(7+12)	18=(8+13)	19=(9+14)	20=
A. Allotments received from DBM																			
1	COMPREHENSIVE RELEASE PER ANNEX A AND A-1 OF NBC NO. 518	2020-01-14	Specific Budgets of National Government Agencies	101101	466,727,000.00	290,630,000.00	10,000.00	22,586,000.00	789,256,000.00	0.00	0.00	0.00	0.00	0.00	466,727,000.00	290,630,000.00	10,000.00	22,586,000.00	789,256,000.00
2	COMPREHENSIVE RELEASE THROUGH GARO/GARD	2020-01-14	Retirement and Life Insurance Premiums	104102	38,410,000.00	0.00	0.00	0.00	38,410,000.00	0.00	0.00	0.00	0.00	0.00	38,410,000.00	0.00	0.00	0.00	38,410,000.00
3	SARO-BMS-D-20-000192	2020-02-07	Pension and Gratuity Fund	101407	743,767.00	0.00	0.00	0.00	743,767.00	0.00	0.00	0.00	0.00	0.00	743,767.00	0.00	0.00	0.00	743,767.00
4	SARO-BMS-D-20-000191	2020-02-05	Pension and Gratuity Fund	101407	71,530.00	0.00	0.00	0.00	71,530.00	0.00	0.00	0.00	0.00	0.00	71,530.00	0.00	0.00	0.00	71,530.00
5	SARO-BMS-D-20-000165	2020-02-17	Miscellaneous Personnel Benefits Fund	101406	13,051,000.00	0.00	0.00	0.00	13,051,000.00	0.00	0.00	0.00	0.00	0.00	13,051,000.00	0.00	0.00	0.00	13,051,000.00
6	SARO-BMS-D-20-000186	2020-03-17	Retirement and Life Insurance Premiums	104102	1,331,000.00	0.00	0.00	0.00	1,331,000.00	0.00	0.00	0.00	0.00	0.00	1,331,000.00	0.00	0.00	0.00	1,331,000.00
	Sub-Total				521,334,326.00	290,630,000.00	10,000.00	22,586,000.00	834,867,326.00	0.00	0.00	0.00	0.00	0.00	521,334,326.00	290,630,000.00	10,000.00	22,586,000.00	834,867,326.00
Total Allotments					521,334,326.00	290,630,000.00	10,000.00	22,586,000.00	834,867,326.00	0.00	0.00	0.00	0.00	0.00	521,334,326.00	290,630,000.00	10,000.00	22,586,000.00	834,867,326.00


Certified Correct:


PRUDENCIA S. MOLINA
Chief Admin. Officer, Budget Division
Date: 2020-04-28 14:45:56.0

Recommending Approval:


LIBERTY C. ESTIPONA
Officer-in-Charge, Financial Management Office
Date: 2020-04-28 14:45:56.0

Approved By:


JOSE LUIS MARTIN C. GASCON
Chairperson
Date: 2020-04-28 14:45:56.0

MONTHLY REPORT OF DISBURSEMENTS

FAR No. 4

Department : Commission on Human Rights (CHR)
 Agency/Entity : Commission on Human Rights (CHR)
 Operating Unit : < not applicable >
 Organization Code : 34 001 000000
 Fund Cluster : 01 Regular Agency Fund

Particulars	Current Year Budget					Prior Year's Budget										Total				Remarks					
	PS	MOOE	FinEx	CO	TOTAL	Prior Year's Accounts Payable					Current Year's Accounts Payable					SUB-TOTAL	Total								
						PB	MOOE	FinEx	CO	Sub-Total	PB	MOOE	FinEx	CO	Sub-Total		PS	MOOE	FinEx		CO	TOTAL			
7	8	9	10	11=(7+8+9+10)	12	13	14	15	16=(12+13+14+15)	17=(11+16)	18=(9+17)	19	20	21	22=(19+20+21)	23	24	25	27=(23+24+25+26)						
CASH DISBURSEMENTS	35,054,814.87	20,571,222.83	0.00	0.00	55,626,037.69	8,182.10	588,256.59	0.00	366,018.00	860,256.69	0.00	0.00	0.00	0.00	860,256.69	58,586,434.29	0.00	0.00	0.00	0.00	58,586,434.29	0.00	356,278.00	58,942,712.29	28
Notice of Cash Allocation (NCA)	35,054,814.87	20,571,222.83	0.00	0.00	55,626,037.69	8,182.10	588,256.59	0.00	366,018.00	860,256.69	0.00	0.00	0.00	0.00	860,256.69	58,586,434.29	0.00	0.00	0.00	0.00	58,586,434.29	0.00	356,278.00	58,942,712.29	
MDS Credits Issued	7,851,311.84	473,295.75	0.00	0.00	8,324,607.59	0.00	5,400.00	0.00	0.00	5,400.00	0.00	0.00	0.00	0.00	5,400.00	8,170,007.57	0.00	0.00	0.00	0.00	8,170,007.57	0.00	0.00	8,170,007.57	
Advance to Debt Account	27,363,333.15	20,097,927.08	0.00	0.00	47,461,260.23	8,182.10	582,856.59	0.00	365,818.00	858,674.69	0.00	0.00	0.00	0.00	858,674.69	57,693,427.72	0.00	0.00	0.00	0.00	57,693,427.72	0.00	356,278.00	58,049,705.72	
Notice of Transfer Allocations (NTA)	0.00	0.00	0.00	0.00	0.00	0.00	0.00	0.00	0.00	0.00	0.00	0.00	0.00	0.00	0.00	0.00	0.00	0.00	0.00	0.00	0.00	0.00	0.00	0.00	
MDS Checks Issued	0.00	0.00	0.00	0.00	0.00	0.00	0.00	0.00	0.00	0.00	0.00	0.00	0.00	0.00	0.00	0.00	0.00	0.00	0.00	0.00	0.00	0.00	0.00	0.00	
Advance to Unavail Account	0.00	0.00	0.00	0.00	0.00	0.00	0.00	0.00	0.00	0.00	0.00	0.00	0.00	0.00	0.00	0.00	0.00	0.00	0.00	0.00	0.00	0.00	0.00	0.00	
Working Fund for FAPs	0.00	0.00	0.00	0.00	0.00	0.00	0.00	0.00	0.00	0.00	0.00	0.00	0.00	0.00	0.00	0.00	0.00	0.00	0.00	0.00	0.00	0.00	0.00	0.00	
Com Disbursement Ceiling (CDC)	0.00	0.00	0.00	0.00	0.00	0.00	0.00	0.00	0.00	0.00	0.00	0.00	0.00	0.00	0.00	0.00	0.00	0.00	0.00	0.00	0.00	0.00	0.00	0.00	
TOTAL CASH DISBURSEMENTS	35,054,814.87	20,571,222.83	0.00	0.00	55,626,037.69	8,182.10	588,256.59	0.00	366,018.00	860,256.69	0.00	0.00	0.00	0.00	860,256.69	58,586,434.29	0.00	0.00	0.00	0.00	58,586,434.29	0.00	356,278.00	58,942,712.29	
NON-CASH DISBURSEMENTS	2,263,051.67	240,879.28	0.00	0.00	2,503,930.95	0.00	0.00	0.00	0.00	0.00	0.00	0.00	0.00	0.00	0.00	2,503,930.95	0.00	0.00	0.00	0.00	2,503,930.95	0.00	0.00	2,503,930.95	
Tap Retirement Advance Issued (TRA)	2,263,051.67	240,879.28	0.00	0.00	2,503,930.95	0.00	0.00	0.00	0.00	0.00	0.00	0.00	0.00	0.00	0.00	2,503,930.95	0.00	0.00	0.00	0.00	2,503,930.95	0.00	0.00	2,503,930.95	
Non-Cash Availment Authority (NCAA)	0.00	0.00	0.00	0.00	0.00	0.00	0.00	0.00	0.00	0.00	0.00	0.00	0.00	0.00	0.00	0.00	0.00	0.00	0.00	0.00	0.00	0.00	0.00	0.00	
Disbursements effected through outright deductions from claims (disbursements)	0.00	0.00	0.00	0.00	0.00	0.00	0.00	0.00	0.00	0.00	0.00	0.00	0.00	0.00	0.00	0.00	0.00	0.00	0.00	0.00	0.00	0.00	0.00	0.00	
Overpayment of expenses (e.g. personal benefits)	0.00	0.00	0.00	0.00	0.00	0.00	0.00	0.00	0.00	0.00	0.00	0.00	0.00	0.00	0.00	0.00	0.00	0.00	0.00	0.00	0.00	0.00	0.00	0.00	
Restitution for loss of government property	0.00	0.00	0.00	0.00	0.00	0.00	0.00	0.00	0.00	0.00	0.00	0.00	0.00	0.00	0.00	0.00	0.00	0.00	0.00	0.00	0.00	0.00	0.00	0.00	
Liquidated damages and similar claims	0.00	0.00	0.00	0.00	0.00	0.00	0.00	0.00	0.00	0.00	0.00	0.00	0.00	0.00	0.00	0.00	0.00	0.00	0.00	0.00	0.00	0.00	0.00	0.00	
Others (TEF, BTR, Documentary Stamp Tax, etc.)	0.00	0.00	0.00	0.00	0.00	0.00	0.00	0.00	0.00	0.00	0.00	0.00	0.00	0.00	0.00	0.00	0.00	0.00	0.00	0.00	0.00	0.00	0.00	0.00	
TOTAL NON-CASH DISBURSEMENTS	2,263,051.67	240,879.28	0.00	0.00	2,503,930.95	0.00	0.00	0.00	0.00	0.00	0.00	0.00	0.00	0.00	0.00	2,503,930.95	0.00	0.00	0.00	0.00	2,503,930.95	0.00	0.00	2,503,930.95	
GRAND TOTAL	37,317,866.54	20,812,102.11	0.00	0.00	58,129,968.64	8,182.10	588,256.59	0.00	366,018.00	860,256.69	0.00	0.00	0.00	0.00	860,256.69	58,090,365.24	0.00	0.00	0.00	0.00	58,090,365.24	0.00	356,278.00	58,446,643.24	

SUMMARY

Particulars (1)	Previous Report (2)	This Month (3)	As at Date (4)
Total Disbursement Authorities Received	121,754,474.88	63,221,717.95	184,976,192.84
NCA	114,426,000.00	63,717,787.87	178,143,787.87
NTA	0.00	0.00	0.00
Working Fund	0.00	0.00	0.00
TRA	7,328,474.88	2,503,930.95	9,832,405.84
CDC	0.00	0.00	0.00
NCAA	0.00	0.00	0.00
Less: Notice of Transfer of Allocations (NTA) issued	0.00	0.00	0.00
Total Disbursement Authorities Available	121,754,474.88	63,221,717.95	184,976,192.84
Less:	0.00	0.00	0.00
Issued NCA	0.00	0.00	0.00
Disbursements	118,198,104.67	58,129,798.55	176,327,903.22
Less: Other Non-Cash Disbursements	0.00	0.00	0.00
Disbursements effected through outright deductions from claims	0.00	0.00	0.00
Overpayment of expenses (e.g. personal benefits)	0.00	0.00	0.00
Restitution for loss of government property	0.00	0.00	0.00
Liquidated damages and similar claims	0.00	0.00	0.00
Others (e.g. TEF, BTR, Docs Stamp, etc.)	0.00	0.00	0.00
And/less: Adjustments (e.g. cancelled/voided checks)	0.00	0.00	0.00
Balance of Disbursement Authorities as at date	5,556,370.22	5,091,919.40	10,648,289.62
Total Disbursement Program	120,271,300.00	65,551,309.00	185,822,609.00
Less: Actual Disbursements	118,198,104.67	58,129,798.55	176,327,903.22
(Over)/Under spending	4,073,195.33	7,441,211.45	11,514,402.78

Notes: * The use of NTA is discouraged
 Notes: ** Amounts should tally with the grand total disbursement (column 27).

Certified Correct:

Maria Teresa C. Dolor
 MARIA TERESA C. DOLOR
 Officer-in-Charge, Accounting Division
 Date: 2025-04-08 18:14:16.0

Recommending Approval:

Liberty C. Estipona
 LIBERTY C. ESTIPONA
 Officer-in-Charge, Financial Management
 Date: 2025-04-08 18:15:21.0

Approved By:

Jose Luis Martin C. Gascon
 JOSE LUIS MARTIN C. GASCON
 Chief, Finance
 Date: 2025-04-08 18:31:00

MONTHLY REPORT OF DISBURSEMENTS
For the month of January 2020

Department : Commission on Human Rights (CHR)
 Agency/Entity : Commission on Human Rights (CHR)
 Operating Unit : < not applicable >
 Organization Code : 34 001 0000000
 Fund Cluster : 01 Regular Agency Fund

Particulars	Current Year Budget					Prior Year's Budget											SUB-TOTAL	Trust Liabilities				Grand Total					Remarks
	PS	MOOE	FinEx	CO	TOTAL	Prior Year's Accounts Payable					Current Year's Accounts Payable					TOTAL		PS	MOOE	CO	TOTAL	PS	MOOE	FinEx	CO	TOTAL	
						PS	MOOE	FinEx	CO	Sub-Total	PS	MOOE	FinEx	CO	Sub-Total												
1	2	3	4	5	6=(2+3+4+5)	7	8	9	10	11=(7+8+9+10)	12	13	14	15	16=(12+13+14+15)	17=(11+16)	18=(6+17)	19	20	21	22=(19+20+21)	23	24	25	26	27=(23+24+25+26)	28
CASH DISBURSEMENTS	27,191,618.80	12,213,844.92	0.00	0.00	39,405,463.72	3,147,721.13	896,037.79	0.00	505,207.50	4,548,966.42	0.00	0.00	0.00	0.00	4,548,966.42	43,954,430.14	0.00	0.00	0.00	0.00	30,339,339.93	13,109,882.71	0.00	505,207.50	43,954,430.14		
Notice of Cash Allocation (NCA)	27,191,618.80	12,213,844.92	0.00	0.00	39,405,463.72	3,147,721.13	896,037.79	0.00	505,207.50	4,548,966.42	0.00	0.00	0.00	0.00	4,548,966.42	43,954,430.14	0.00	0.00	0.00	0.00	30,339,339.93	13,109,882.71	0.00	505,207.50	43,954,430.14		
MDS Checks Issued	4,410,719.24	2,335,224.30	0.00	0.00	6,745,943.54	20,523.48	432,410.71	0.00	0.00	452,934.19	0.00	0.00	0.00	0.00	452,934.19	7,198,877.73	0.00	0.00	0.00	0.00	4,431,242.72	2,767,635.01	0.00	0.00	7,198,877.73		
Advice to Debit Account	22,780,899.56	9,878,620.62	0.00	0.00	32,659,520.18	3,127,197.65	463,627.08	0.00	505,207.50	4,096,032.23	0.00	0.00	0.00	0.00	4,096,032.23	36,755,552.41	0.00	0.00	0.00	0.00	25,908,097.21	10,342,247.70	0.00	505,207.50	36,755,552.41		
Notice of Transfer Allocations (NTA)	0.00	0.00	0.00	0.00	0.00	0.00	0.00	0.00	0.00	0.00	0.00	0.00	0.00	0.00	0.00	0.00	0.00	0.00	0.00	0.00	0.00	0.00	0.00	0.00	0.00	0.00	
MDS Checks issued	0.00	0.00	0.00	0.00	0.00	0.00	0.00	0.00	0.00	0.00	0.00	0.00	0.00	0.00	0.00	0.00	0.00	0.00	0.00	0.00	0.00	0.00	0.00	0.00	0.00	0.00	
Advice to Debit Account	0.00	0.00	0.00	0.00	0.00	0.00	0.00	0.00	0.00	0.00	0.00	0.00	0.00	0.00	0.00	0.00	0.00	0.00	0.00	0.00	0.00	0.00	0.00	0.00	0.00	0.00	
Working Fund for FAPs	0.00	0.00	0.00	0.00	0.00	0.00	0.00	0.00	0.00	0.00	0.00	0.00	0.00	0.00	0.00	0.00	0.00	0.00	0.00	0.00	0.00	0.00	0.00	0.00	0.00	0.00	
Cash Disbursement Ceiling (CDC)	0.00	0.00	0.00	0.00	0.00	0.00	0.00	0.00	0.00	0.00	0.00	0.00	0.00	0.00	0.00	0.00	0.00	0.00	0.00	0.00	0.00	0.00	0.00	0.00	0.00	0.00	
TOTAL CASH DISBURSEMENTS	27,191,618.80	12,213,844.92	0.00	0.00	39,405,463.72	3,147,721.13	896,037.79	0.00	505,207.50	4,548,966.42	0.00	0.00	0.00	0.00	4,548,966.42	43,954,430.14	0.00	0.00	0.00	0.00	30,339,339.93	13,109,882.71	0.00	505,207.50	43,954,430.14		
NON-CASH DISBURSEMENTS	2,802,621.08	115,587.68	0.00	0.00	2,918,208.76	0.00	70,094.04	0.00	33,680.50	103,774.54	0.00	0.00	0.00	0.00	103,774.54	3,021,963.30	0.00	0.00	0.00	0.00	2,802,621.08	185,681.72	0.00	33,680.50	3,021,963.30		
Tax Remittance Advices Issued (TRA)	2,802,621.08	115,587.68	0.00	0.00	2,918,208.76	0.00	70,094.04	0.00	33,680.50	103,774.54	0.00	0.00	0.00	0.00	103,774.54	3,021,963.30	0.00	0.00	0.00	0.00	2,802,621.08	185,681.72	0.00	33,680.50	3,021,963.30		
Non-Cash Availment Authority (NCAA)	0.00	0.00	0.00	0.00	0.00	0.00	0.00	0.00	0.00	0.00	0.00	0.00	0.00	0.00	0.00	0.00	0.00	0.00	0.00	0.00	0.00	0.00	0.00	0.00	0.00	0.00	
Disbursements effected through outright deductions from claims (please specify...)	0.00	0.00	0.00	0.00	0.00	0.00	0.00	0.00	0.00	0.00	0.00	0.00	0.00	0.00	0.00	0.00	0.00	0.00	0.00	0.00	0.00	0.00	0.00	0.00	0.00	0.00	
Overpayment of expenses(e.g. personnel benefits)	0.00	0.00	0.00	0.00	0.00	0.00	0.00	0.00	0.00	0.00	0.00	0.00	0.00	0.00	0.00	0.00	0.00	0.00	0.00	0.00	0.00	0.00	0.00	0.00	0.00	0.00	
Restitution for loss of government property	0.00	0.00	0.00	0.00	0.00	0.00	0.00	0.00	0.00	0.00	0.00	0.00	0.00	0.00	0.00	0.00	0.00	0.00	0.00	0.00	0.00	0.00	0.00	0.00	0.00	0.00	
Liquidated damages and similar claims	0.00	0.00	0.00	0.00	0.00	0.00	0.00	0.00	0.00	0.00	0.00	0.00	0.00	0.00	0.00	0.00	0.00	0.00	0.00	0.00	0.00	0.00	0.00	0.00	0.00	0.00	
Others(TEF, BTr, Documentary Stamp Tax, etc.)	0.00	0.00	0.00	0.00	0.00	0.00	0.00	0.00	0.00	0.00	0.00	0.00	0.00	0.00	0.00	0.00	0.00	0.00	0.00	0.00	0.00	0.00	0.00	0.00	0.00	0.00	
TOTAL NON-CASH DISBURSEMENTS	2,802,621.08	115,587.68	0.00	0.00	2,918,208.76	0.00	70,094.04	0.00	33,680.50	103,774.54	0.00	0.00	0.00	0.00	103,774.54	3,021,963.30	0.00	0.00	0.00	0.00	2,802,621.08	185,681.72	0.00	33,680.50	3,021,963.30		
GRAND TOTAL	29,994,239.88	12,329,432.60	0.00	0.00	42,323,672.48	3,147,721.13	966,131.83	0.00	538,888.00	4,652,740.96	0.00	0.00	0.00	0.00	4,652,740.96	46,976,413.44	0.00	0.00	0.00	0.00	33,141,961.01	13,295,564.43	0.00	538,888.00	46,976,413.44		

SUMMARY

Particulars	Previous Report	This Month	As at Date
(1)	(2)	(3)	(4)
Total Disbursement Authorities Received	0.00	59,981,208.76	59,981,208.76
NCA	0.00	57,063,000.00	57,063,000.00
NTA	0.00	0.00	0.00
Working Fund	0.00	0.00	0.00
TRA	0.00	2,918,208.76	2,918,208.76
CDC	0.00	0.00	0.00
NCAA	0.00	0.00	0.00
Less: Notice of Transfer of Allocations (NTA) issued	0.00	0.00	0.00
Total Disbursement Authorities Available	0.00	59,981,208.76	59,981,208.76
Less:	0.00	0.00	0.00
Lapsed NCA	0.00	0.00	0.00
Disbursements	0.00	42,323,672.48	42,323,672.48
Less: Other Non-Cash Disbursements	0.00	0.00	0.00
Disbursements effected through outright deductions from claims	0.00	0.00	0.00
Overpayment of expenses(e.g. personnel benefits)	0.00	0.00	0.00
Restitution for loss of government property	0.00	0.00	0.00
Liquidated damages and similar claims	0.00	0.00	0.00
Others (e.g. TEF, BTr, Docs Stamp, etc.)	0.00	0.00	0.00
Add/Less: Adjustments (e.g. cancelled/staled checks)	0.00	0.00	0.00
Balance of Disbursement Authorities as at date	0.00	17,657,536.28	17,657,536.28
Total Disbursements Program	0.00	59,781,000.00	59,781,000.00
Less: *Actual Disbursements	0.00	42,323,672.48	42,323,672.48
(Over)/Under spending	0.00	17,457,327.52	17,457,327.52

Notes: * The use of NTA is discouraged

Notes: ** Amounts should tally with the grand total disbursement (column 27).

Certified Correct:

MARIA TERESA C. DOLOR
Officer-In-Charge, Accounting Division
Date: 2-7-2020

Recommending Approval:

LIBERTY C. ESTIPONA
Officer-In-Charge, Financial Management
Date: 2-7-2020

Approved By:

JOSE LUIS MARTIN C. GASCON
Chairperson
Date: 2-7-2020

MONTHLY REPORT OF DISBURSEMENTS

For the month of February 2020

Department : Commission on Human Rights (CHR)
 Agency/Entity : Commission on Human Rights (CHR)
 Operating Unit : < not applicable >
 Organization Code : 34 001 0000000
 Fund Cluster : 01 Regular Agency Fund

Particulars	Current Year Budget					Prior Year's Budget											SUB-TOTAL	Trust Liabilities				Grand Total					Remarks		
	PS	MOOE	FinEx	CO	TOTAL	Prior Year's Accounts Payable					Current Year's Accounts Payable					TOTAL		PS	MOOE	CO	TOTAL	PS	MOOE	FinEx	CO	TOTAL			
						PS	MOOE	FinEx	CO	Sub-Total	PS	MOOE	FinEx	CO	Sub-Total														
1	2	3	4	5	6=(2+3+4+5)	7	8	9	10	11=(7+8+9+10)	12	13	14	15	16=(12+13+14+15)	17=(11+16)	18=(6+17)	19	20	21	22=(19+20+21)	23	24	25	26	27=(23+24+25+26)	28		
CASH DISBURSEMENTS	27,643,744.03	41,520,422.03	0.00	0.00	69,164,166.06	39,770.86	1,131,427.83	0.00	0.00	1,171,198.69	0.00	0.00	0.00	0.00	0.00	1,171,198.69	70,335,364.75	0.00	0.00	0.00	0.00	27,683,514.89	42,651,849.86	0.00	0.00	70,335,364.75			
Notice of Cash Allocation (NCA)	27,643,744.03	41,520,422.03	0.00	0.00	69,164,166.06	39,770.86	1,131,427.83	0.00	0.00	1,171,198.69	0.00	0.00	0.00	0.00	0.00	1,171,198.69	70,335,364.75	0.00	0.00	0.00	0.00	27,683,514.89	42,651,849.86	0.00	0.00	70,335,364.75			
MDS Checks Issued	742,941.76	1,597,808.73	0.00	0.00	2,340,750.49	0.00	274,509.77	0.00	0.00	274,509.77	0.00	0.00	0.00	0.00	0.00	274,509.77	2,615,260.26	0.00	0.00	0.00	0.00	742,941.76	1,872,318.50	0.00	0.00	2,615,260.26			
Advice to Debit Account	26,900,802.27	39,922,613.30	0.00	0.00	66,823,415.57	39,770.86	856,918.06	0.00	0.00	896,688.92	0.00	0.00	0.00	0.00	0.00	896,688.92	67,720,104.49	0.00	0.00	0.00	0.00	26,940,573.13	40,779,531.36	0.00	0.00	67,720,104.49			
Notice of Transfer Allocations (NTA)	0.00	0.00	0.00	0.00	0.00	0.00	0.00	0.00	0.00	0.00	0.00	0.00	0.00	0.00	0.00	0.00	0.00	0.00	0.00	0.00	0.00	0.00	0.00	0.00	0.00	0.00	0.00		
MDS Checks Issued	0.00	0.00	0.00	0.00	0.00	0.00	0.00	0.00	0.00	0.00	0.00	0.00	0.00	0.00	0.00	0.00	0.00	0.00	0.00	0.00	0.00	0.00	0.00	0.00	0.00	0.00	0.00	0.00	
Advice to Debit Account	0.00	0.00	0.00	0.00	0.00	0.00	0.00	0.00	0.00	0.00	0.00	0.00	0.00	0.00	0.00	0.00	0.00	0.00	0.00	0.00	0.00	0.00	0.00	0.00	0.00	0.00	0.00	0.00	
Working Fund for FAPs	0.00	0.00	0.00	0.00	0.00	0.00	0.00	0.00	0.00	0.00	0.00	0.00	0.00	0.00	0.00	0.00	0.00	0.00	0.00	0.00	0.00	0.00	0.00	0.00	0.00	0.00	0.00	0.00	
Cash Disbursement Ceiling (CDC)	0.00	0.00	0.00	0.00	0.00	0.00	0.00	0.00	0.00	0.00	0.00	0.00	0.00	0.00	0.00	0.00	0.00	0.00	0.00	0.00	0.00	0.00	0.00	0.00	0.00	0.00	0.00	0.00	
TOTAL CASH DISBURSEMENTS	27,643,744.03	41,520,422.03	0.00	0.00	69,164,166.06	39,770.86	1,131,427.83	0.00	0.00	1,171,198.69	0.00	0.00	0.00	0.00	0.00	1,171,198.69	70,335,364.75	0.00	0.00	0.00	0.00	27,683,514.89	42,651,849.86	0.00	0.00	70,335,364.75			
NON-CASH DISBURSEMENTS	2,825,150.79	1,885,115.34	0.00	0.00	4,710,266.13	0.00	0.00	0.00	0.00	0.00	0.00	0.00	0.00	0.00	0.00	0.00	4,710,266.13	0.00	0.00	0.00	0.00	2,825,150.79	1,885,115.34	0.00	0.00	4,710,266.13			
Tax Remittance Advices Issued (TRA)	2,825,150.79	1,885,115.34	0.00	0.00	4,710,266.13	0.00	0.00	0.00	0.00	0.00	0.00	0.00	0.00	0.00	0.00	0.00	4,710,266.13	0.00	0.00	0.00	0.00	2,825,150.79	1,885,115.34	0.00	0.00	4,710,266.13			
Non-Cash Availment Authority (NCAA)	0.00	0.00	0.00	0.00	0.00	0.00	0.00	0.00	0.00	0.00	0.00	0.00	0.00	0.00	0.00	0.00	0.00	0.00	0.00	0.00	0.00	0.00	0.00	0.00	0.00	0.00	0.00	0.00	
Disbursements effected through outright deductions from claims (please specify...)	0.00	0.00	0.00	0.00	0.00	0.00	0.00	0.00	0.00	0.00	0.00	0.00	0.00	0.00	0.00	0.00	0.00	0.00	0.00	0.00	0.00	0.00	0.00	0.00	0.00	0.00	0.00	0.00	
Overpayment of expenses (e.g. personnel benefits)	0.00	0.00	0.00	0.00	0.00	0.00	0.00	0.00	0.00	0.00	0.00	0.00	0.00	0.00	0.00	0.00	0.00	0.00	0.00	0.00	0.00	0.00	0.00	0.00	0.00	0.00	0.00	0.00	
Restitution for loss of government property	0.00	0.00	0.00	0.00	0.00	0.00	0.00	0.00	0.00	0.00	0.00	0.00	0.00	0.00	0.00	0.00	0.00	0.00	0.00	0.00	0.00	0.00	0.00	0.00	0.00	0.00	0.00	0.00	
Liquidated damages and similar claims	0.00	0.00	0.00	0.00	0.00	0.00	0.00	0.00	0.00	0.00	0.00	0.00	0.00	0.00	0.00	0.00	0.00	0.00	0.00	0.00	0.00	0.00	0.00	0.00	0.00	0.00	0.00	0.00	
Others (TEF, BTr, Documentary Stamp tax, etc.)	0.00	0.00	0.00	0.00	0.00	0.00	0.00	0.00	0.00	0.00	0.00	0.00	0.00	0.00	0.00	0.00	0.00	0.00	0.00	0.00	0.00	0.00	0.00	0.00	0.00	0.00	0.00	0.00	
TOTAL NON-CASH DISBURSEMENTS	2,825,150.79	1,885,115.34	0.00	0.00	4,710,266.13	0.00	0.00	0.00	0.00	0.00	0.00	0.00	0.00	0.00	0.00	0.00	4,710,266.13	0.00	0.00	0.00	0.00	2,825,150.79	1,885,115.34	0.00	0.00	4,710,266.13			
GRAND TOTAL	30,468,894.82	43,405,537.37	0.00	0.00	73,874,432.19	39,770.86	1,131,427.83	0.00	0.00	1,171,198.69	0.00	0.00	0.00	0.00	0.00	1,171,198.69	75,045,630.88	0.00	0.00	0.00	0.00	30,508,665.68	44,536,965.20	0.00	0.00	75,045,630.88			

SUMMARY

Particulars	Previous Report (2)	This Month (3)	As at Date (4)
Total Disbursement Authorities Received	59,961,208.76	61,773,266.13	121,754,474.89
NCA	57,063,000.00	57,063,000.00	114,126,000.00
NTA	0.00	0.00	0.00
Working Fund	0.00	0.00	0.00
TRA	2,918,208.76	4,710,266.13	7,628,474.89
CDC	0.00	0.00	0.00
NCAA	0.00	0.00	0.00
Less: Notice of Transfer of Allocations (NTA)* Issued	0.00	0.00	0.00
Total Disbursement Authorities Available	59,961,208.76	61,773,266.13	121,754,474.89
Less:	0.00	0.00	0.00
Lapsed NCA	0.00	0.00	0.00
Disbursements	42,323,672.48	73,874,432.19	116,198,104.67
Less: Other Non-Cash Disbursements	0.00	0.00	0.00
Disbursements effected through outright deductions from claims	0.00	0.00	0.00
Overpayment of expenses (e.g. personnel benefits)	0.00	0.00	0.00
Restitution for loss of government property	0.00	0.00	0.00
Liquidated damages and similar claims	0.00	0.00	0.00
Others (e.g. TEF, BTr, Docs Stamp, etc.)	0.00	0.00	0.00
Add/Less: Adjustments (e.g. cancelled/staled checks)	0.00	0.00	0.00
Balance of Disbursement Authorities as at date	17,657,536.28	(12,101,166.06)	5,556,370.22
Total Disbursements Program	59,781,000.00	60,490,000.00	120,271,000.00
Less: *Actual Disbursements	39,405,463.72	69,164,166.06	108,569,629.78
(Over)/Under spending	20,375,536.28	(6,674,166.06)	11,701,370.22

Notes: * The use of NTA is discouraged
 Notes: ** Amounts should tally with the grand total disbursement (column 27).

Certified Correct:


 MARIA TERESA C. DOLOR

Officer-in-Charge, Accounting Division
 Date: 3-9-2020

Recommending Approval:


 LIBERTY C. ESTIPONA
 Officer-in-Charge, Financial Management
 Date: 3-9-2020

Approved By:



 JOSE LUIS MARTIN C. GASCON
 Chairperson
 Date: 3-9-2020

Quarterly Report of Revenue and Other Receipts
As at the Quarter Ending March 31, 2020

Department : Commission on Human Rights (CHR)
 Agency : Commission on Human Rights (CHR)
 Operating Unit : < not applicable >
 Organization Code : 34 001 0000000
 Fund Cluster : < not applicable >

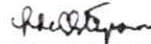
Classification/Sources of Revenue and Other Receipts	UACS CODE	REVENUE TARGET (Annual) per BESF	Actual Revenue and Other Receipts Collections					Cumulative Remittance/Deposits to Date			Variance		Remarks	
			1st Quarter Ending March 31	2nd Quarter Ending June 30	3rd Quarter Ending Sept. 30	4th Quarter Ending Dec. 31	Total	Remittance to BTr	Deposited with AGDB	TOTAL	Amount	%		
			4	5	6	7	8=[(6+(-)7)-8+9]	9	10	11=(9+10)	12=(8-3)	13=(12/3)		
1	2	3												14
NOT APPLICABLE														

Certified Correct:




MARIA TERESA C. DOLOR
Office-In-Charge, Accounting Division

Recommending Approval



LIBERTY C. ESTIPONA
Officer-In-Charge, Financial Management

Approved by:



JOSE LUIS MARTIN C. GASCON
Chairperson